



KA-5524 Multi Function Auto Body Repair Kit

1. Wipe damaged area with clean soft cloth to remove dirt and grime.
2. Choose adapter and apply sufficient glue with glue gun.
3. Apply adapter with glue to damaged area. For small damaged areas start at outer edges and continue towards centre and opposite edges. For larger areas apply to outer edges first. Allow 3 to 5 minutes to dry. Pouring cold water to glue will speed drying process.
4. Insert pulling bar to adapter and screw in tightly.
5. Slide hammer close to adapter. Quickly slide hammer against handle bar. Repeat if necessary. If adapter separates apply a small amount of glue to adapter and re-apply to damaged area.
6. Use supplied scraper to remove glue from damaged area and adapter



KA-5551 Automatic Welding Slide Hammer

- Full length: 435mm
- Connect the positive handle of welding machine into the connector.
- To weld and slide the hammer at the same time.



KA-5543 Body And Fender Dent Puller

Often, the biggest time-consuming part of dent removal is the removal and installation of interior panels and upholstery. This tool eliminates those steps. Simply drill a hole at the base of the dent and thread in the tool's self-tapping screw. A few sharp blows of the slide hammer will pull the dent out.

- Puller is 17" long with praline handle grip.



KA-1309 10Lbs 9pc Dent Puller Kit

1309-1 Slide Bar (Ø22.5mm x L590mm)	1pc
1309-2 Pipe (Ø22.5mm x L220mm)	1pc
1309-3 Hammer (10 Lbs Castiron)	1pc
1309-4 Hook W6mm x L170mm	1pc
1309-5 Hook W6mm x L120mm	2pc
1309-6 Hook W6mm x L200mm	1pc
1309-7 Hook W3mm x L100mm	1pc
1309-8 Two Hole Pipe Ø29 x 40mm	1pc
1309-9 Chain & Hook	1pc
Tapping Scrw	1pc



KA-1309A H/D 12Lbs 10pc Dent Puller Kit

Handle Bar (Ø32mm x L130mm)	1pc
Slide Bar (Ø16mm x L590mm)	1pc
Hammer (12 Lbs Castiron)	1pc
Hook W6mm x L170mm	1pc
Hook W6mm x L90mm	1pc
Hook W6mm x L110mm	1pc
Hook W6mm x L90mm	1pc
Hook W3mm x L70mm	1pc
Chain & Hook	1pc
Tapping Screw	2pcs



KA-9042K
Master Automotive
Dent Repair Set

Contents:

KA-9046A Multi-Functional Slide Hammer	1pc
KA-9044 Mini Lifter Glue Puller	1pc
Hot Glue Gun	1pc
PDR Glue	30pcs
Dent Repair Peptizing Agent (240c.c.)	1pc
KA-9045A 45pcs Super Connector Head	1set
Plastic Razor Blade	1pc
Conversion plugs	1pc
Operation manual	1pc



KA-9053
Automotive
Dent Repair
Set

Contents:

KA-9046A Multi-Functional Slide Hammer	1pc
Hot Glue Gun	1pc
PDR Glue	10pcs
Dent Repair Peptizing Agent (60c.c.)	1pc
KA-9045B 18pcs Super Connector Head	1set
Plastic Razor Blade	1pc
Plastic Razor Blade	1pc



KA-9043A
Automotive Dent
Repair Set

Contents:

Mini Lifter Glue Puller	1pc
Hot Glue Gun	1pc
PDR Glue	10pcs
Dent Repair Peptizing Agent (60g)	1pc
KA-9045B 18pcs Super Connector Head	1set
Plastic Razor Blade	1pc



KA-9043AC
Automotive
Dent Repair
Set

Contents:

Mini Lifter Glue Puller	1pc
Hot Glue Gun	1pc
PDR Glue	10pcs
Dent Repair Peptizing Agent (60g)	1pc
KA-9045B 18pcs Super Connector Head	1set
Plastic Razor Blade	1pc

Instruction:

- Step 1: Remove dent surface. (fig.1)
- Step 2: Select suitable joints in accordance with dent sizes, and select applicable repair tool handle. (fig.2)
- Step 3: Use high-performance glue guns. It take only 8 minutes for use after plug-in. The operation temperature is around 1565-200°C. Uniformly apply the glue the surface of joints. Quickly and lightly place on the dent locations (No pressing). (fig.3)
- Step 4: Wait 50 seconds or 1 minute for completely bonding joint and dent together. (fig.4)
- Step 5: In operation, if is required to slowly adjust the applying force till totally removing the dent to original. (fig.5)
- Step 6: After finishing repairs, spray the glue solvent on the bonding spot of joint and glue. Meanwhile, slightly remove remaining glue using glue-removing sheet. (fig.6)

Notice: it will not be suggested to process the repairs for the following dent damages, such as:

1. oversized dents
2. dents on auto body consisted of multilayered sheets.
3. dents on auto body with soldering spots.
4. dents repeatedly bake-painted.
5. dents auto body partially puttied and bake-painted.



Fig.1



Fig.2



Fig.3



Fig.4



Fig.5



Fig.6





KA-9044 Mini Lifter Glue Puller



KA-9045A
45pcs Super
Connector Head



KA-9045B
18pcs Super
Connector Head



KA-9045C
12pcs Super
Connector Head



KA-9045D
Super Connector
Head

Specification:

	KA-9045A	KA-9045B	KA-9045C	KA-9045D
2pcs – 39.68mm	•	•		
2pcs – 34.78mm	•	•		
2pcs – 31.30mm	•	•		
2pcs – 31.78mm x 47mm	•	•		
2pcs – 27.82mm x 39.84mm	•	•		
2pcs – 21.84mm x 32.88mm	•	•		
2pcs – 24.64mm	•	•		
2pcs – 20mm	•	•		
2pcs – 15mm	•	•		
1pc – (Long)148mm x (Wide)72mm	•		•	
1pc – (Long)100mm x (Wide)72mm	•		•	
1pc – (Long)100mm x (Wide)50mm	•		•	
1pc – (Long)76mm x (Wide)50mm	•		•	
1pc – (Long)50mm x (Wide)28mm	•		•	
1pc – Round 52.5	•		•	
1pc – Round 48	•		•	
1pc – Round 38	•		•	
1pc – Round 29	•		•	
1pc – Round 27	•		•	
1pc – Round 22	•		•	
1pc – Round 73	•		•	
6pcs – Connection irons	•			•
6pcs – Connection screws	•			•
1pc – Connection irons 200 long	•			•
1pc – Connection irons 150 long	•			•
1pc – Connection irons 100 long	•			•



Depending on the conditions of your automotive dent, select a variety of size-fitting Ultra Connector.

Notice: it will not be suggested to process the repairs for the following dent damages, such as:

- oversized dents
- dents on auto body consisted of multilayered sheets.
- dents on auto body with soldering spots.
- dents repeatedly bake-painted.
- dents auto body partially puttied and bake-painted.

A Comprehensive Kit Which Effectively Smooths Out And Repairs The Dents Caused By Hail, Stone Or Door Dent And All Sort Of Cosmetic Damages.

No more needing the re-painting of the car body!!

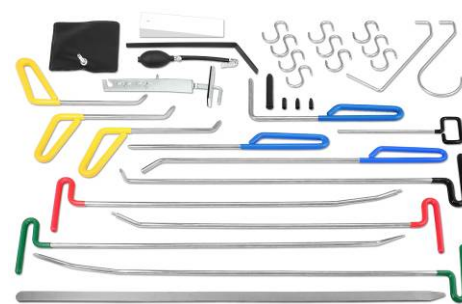
Save Money & Time !!



KA-7817
32pcs Paintless Dent Repair Kit




KA-7817A
33pcs Paintless Dent Repair Kit










KA-7817A-C (Colorful)
33pcs Paintless Dent Repair Kit

 Length:73mm Ø: 5mm	 Length:287mm Ø 6mm	 Length:260mm Ø 6mm	 Length:240mm Ø: 6mm
 Length:320mm Ø: 3mm	 Length:350mm Ø: 10mm	 Length:310mm Ø: 10mm	 Length:310mm Ø: 10mm
 Length:460mm Ø: 10mm	 Length:460mm Ø: 10mm	 Length:700mm Ø: 10mm	 Length:700mm Ø: 10mm
 Length:725mm Ø: 10mm		 Length:745mm Ø: 10mm	
 Length:900mm Ø: 11mm		 Length:912mm Ø: 6mm	
 Length:780mm Ø: 10mm			



KA-7817B 8pcs Dent Removal Tool

- For the removal of dents in a car's body without damaging the finish.
- Ideal for removing small dents and damaging caused by hail various head types.

 Angled ball-headed bar Length: 1000mm	 Round bar Length: 420mm
 Pointed bar Length: 560mm	 Half-round pointed bar Length: 600mm
 Angled ball-headed bar Length: 460mm	 Half-round bar Length: 220mm
 Special-type hooked bar Length: 1070mm	 Half-round bar Length: 210mm



KA-5552K Body Dent Remover

- 1pc - Slide Hammer
- 1pc - L Hook
- 3pcs - Screws



PA-A-2013 1-1/2" 13pc Wheel Hub Resurfacing Kit

Rust build-up on brake rotors can cause warping, and that causes pulsation and diminished braking. This kit attacks the rust on lug studs and rotors on the hub assembly faster and easier than anything you've used before. Usable on most domestic and import vehicles with either front or rear disc brakes. The tool fits your power drill.

PA-A-2014 RIP Strip Disc Set

- Size: 65mm, 105mm
- Operational:



Note: Do not use Extension Bar

PA-A-2015 Wheel Hub Grinder

- For cleaning the wheel centering device as well as the attachment area between the wheel and hub.
- Corrosion between the rim and the wheel hub is removed and torque values can no longer be distorted.
- 1/2" drive.



KA-5181 Hand Fender Reforming Tool

This tool "rolls" the sharp inner edge of the fender to produce a rolled edge that will not interfere with tire when suspension compresses.

- The easiest way to gently alter factory edges.
- Reduce wheel rub on a lowered front end.
- Great for large wheel/tire combos.
- No need to remove tire.



KA-7824 Tight Opening Clamp

- Redesigned and strengthened with our totally new screw drive mechanism. Still a full 3 ton capacity. Still able to reach core support and upper sheet metal areas where no other can.
- Perfect for small pick-up frame rails.
- Specifications:

Gripping surface:	Wide (40mm), Deep (15mm)
Overall length:	165mm
Weight::	1.15kg
Capacity:	3 tons





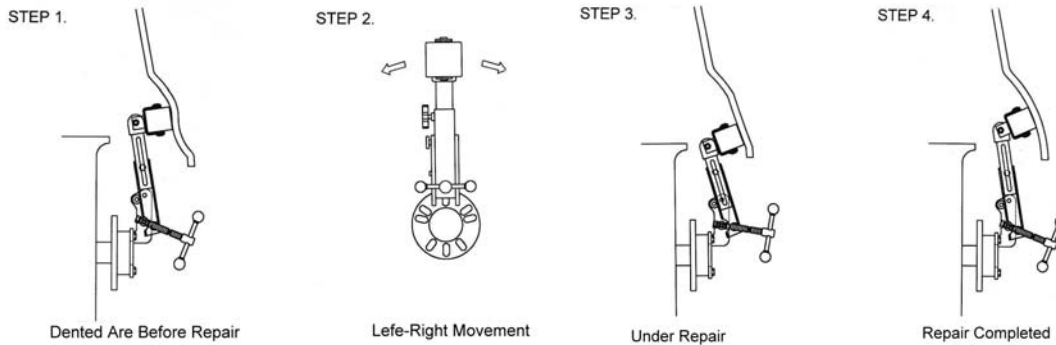
KA-6550 Fender Reforming Tool (for JAPAN & EUROPEAN cars)

Features:

- Enlarge fender for replace larger and wider.
- Tire fender reforming for dent car.
- Universal type for 3, 4, 5 lugs wheel.

- STEP 1. Dented are before repair
STEP 2. Left-right movement
STEP 3. Under repair
STEP 4. Repair completed

METHOD OF USE AS ILLUSTRATED IN THE DRAWINGS



KA-6043 Bonnet Cleaning Tool

Run the spur wheels over your buffing pad or bonnet and it will work or dislodge and remove dry hardened polish.



KA-5552 Slide Hammer Hook Set

- Full length: 435mm
- To pull out the washer which welding in the indentation.



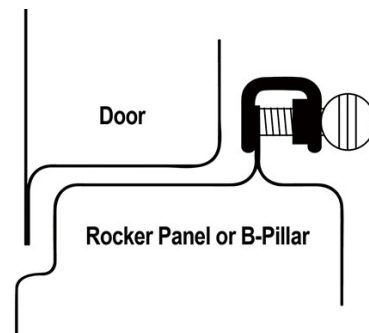
KA-1318 5 Pound Kocker Set

Set contains hammer and shaft, nose piece, puller and screw package, door edge tool and nut package
Square hammer with solid steel shaft
Heat-treated attachments



KA-6809 Mighty Midget Panel Clamps

- A card of five clamps. Use clamps to hold panels in place for welding.
- Small profile allows door to be closed for alignment check before welding.
- Compact size allows for a multitude of uses.



H/D G CLAMP

	CAPACITY	DEPTH
KA-6301	0 ~ 2" (50mm)	1-1/8"
KA-6302	0 ~ 3" (75mm)	1-1/4"
KA-6303	0 ~ 4" (100mm)	1-3/4"
KA-6304	0 ~ 6" (150mm)	2-1/2"
KA-6305	0 ~ 8" (200mm)	3-3/4"



KA-6010 C-Clamp

- Capacity: 5 ton
- Multi-way pull operation.
- Throat opening: 3"
- Small C-shaped design for get into inner to work.



KA-6011 C-Clamp

- Capacity: 4 ton
- Multi-way pull operation.
- Throat opening: 6"
- Large C-shaped design for getting into inner to work.



KA-6008 Long Nose Clamp

- Capacity: 2 ton
- Bolt size: 14m/mØ x 73 m/mL
- Single-way pull operation.
- The flat design is specialize for the confined room.



KA-6009 Unibody Clamp

- Capacity: 5 ton
- Single-way pull operation.
- When the damage is in the middle of car plate and it is not easy to fix by those clamps. This mode of tool is using to fix this kind of problems.





KA-7820 Pull Clamp

- Capacity: 6 ton on straight way.
- Single-way pull operation.
- Serrate width:100mm
- Can make straight angle pull with this clamp.
- Replaceable hardened steel jaws come as standard



KA-7821 Right Angle Clamp & Yoke

- Capacity: 6 ton on straight way, 3 ton on cross way.
- Two-way pull operation.
- Serrate width:100mm
- Can make straight angle pull with this clamp.
- Replaceable hardened steel jaws come as standard.



KA-7822 Pull Clamp

- Capacity :6 ton on straight way.
- Single-way pull operation.
- Serrate width:100mm
- Can make straight angle pull with this clamp.
- Replaceable hardened steel jaws come as standard



KA-7823 Right Angle Clamp

- Capacity : 6 ton on straight way, 3 ton on straight way.
- Single-way pull operation.
- Serrate width:100 mm
- Can make straight angle pull with this clamp.
- Replaceable hardened steel jaws come as standard.



KA-7791 Pull Clamp

- 100mm Universal Pull Clamp with Right Angle Pull
- 6 Ton



KA-7792 Pull Clamp

- Deep Jaw and Self-locking Clamp
- 10 Ton



KA-6012 Multi Clamp

- Jaw width: 120mm (4")
- 3 ton – cross
- 5 ton – straight way
- 3 ton – multi direction



KA-6013 Frame Rack Clamp (Two-Way)

- Multi clamp
- Jaw width: 120mm (4")
- Capacity: 3 ton – cross
- 5 ton – straight way



KA-6014 Frame Rack Clamp

- Link Clamp
- Capacity: 5 ton
- Single-way pull operation.
- Serrate length: 120mm
- The special puller design used with plate makes it hard to be broken.
- Bolt size: 14m/mØ x 73m/mL



KA-6250 Self-Tightening Clamps

- Minimum size, maximum capabilities for tight places.
- Responsive, spring-loaded, one-handed application for fast action pulls.
- Round wedge allows chain to be pulled free of twists.
- Aggressive cross-hatch tooth design.
- Capacity: 5 ton



KA-6251 Self-Tightening Clamp

- Self-tightens: the harder it's pulled, the tighter it grips.
- Heat-treated steel clamp is positioned on work with wedge forward and nut just finger tight.
- Easy to attach no special wrench needed.
- 2-1/4" (57.2mm) jaws.
- Capacity: 6 ton



KA-6252 Self-Tightening Clamp

- Self-tightening clamp; grips tighter as it is pulled.
- Compact and lightweight for pulling from many places.
- Minimum of 1-1/2" reach-around for flanges, cowls, pinch welds, and lips.
- Butts against panels where only narrow bite available.
- 1-1/4" (31.8mm) jaws give added grip.
- Capacity: 6 ton



KA-6015 Pour Clamp

- Capacity: 5 ton
- Single-way pull operation
- For heavy duty



KA-6016 Back Clamp

- Capacity: 5 ton.
- Single-way pull operation



KA-6017 Back Clamp

- Capacity: 2 ton Cross way
5 ton Straight way
- Two-ways pull operation



KA-6018 Self-Tightening Clamp

- Capacity: 3 ton
- Single-way pull operation
- Same sizes for two jaws



KA-6019 Self-Tightening Clamp

- Capacity: 3 ton
- Use for small space
- Single-way pull operation
- Different sizes for two jaws



KA-6020 Self-Tightening Clamp

- Capacity: 2 ton Cross way
3 ton Straight way
- Two-ways pull operation
- Different sizes for two jaws



KA-6022 Scissor Clamp

- Capacity: 3 TON



KA-6075 Double Hook Clamp

- Capacity: 6 ton



KA-6076 Double Hook Clamp

- Capacity: 6 ton



KA-6021 Double Hook Clamp

- Capacity: 6 ton
- For use as chain shortener or chain connector.
- Use with 5/16", 3/8" chains.



Chain & Hook

- KA-4306 3/8" X 9F
- KA-4307 5/16" X 9F
- Capacity: 6 ton



KA-4306L Chain & Hook

- 5/16" X 9FT
- Capacity: 5 ton
- FLAT HOOK WITH SAFETY LEVER



KA-6072 Handy Hook

- Pulling after fixing the hook into the indentation.



KA-6023 Chain Joint (Double Connector)

- Capacity: 6 ton
- Use with 5/16" or 3/8" chains.
- This tool enables you to use two clamps side by side for more pull.



KA-6024 Chain Joint (For Two Clamp)

- Capacity: 6 ton
- Use with 5/16" or 3/8" chains.
- For use pulling tow clamp




KA-4308 Chain Fixing Base

- Applicable chain: 5/16", 3/8"
- Include two bolts to fix the stander.
- 6 sets/24/24.5/0.31'



KA-4309 Ball Pivot Base

- Applicable chain: 5/16", 3/8"
- Include two pins to fix the stander.
- Install the model 8P104 into the indentation to change the way when operator use the tool.




KA-6193 Air Pump

- This air-power hydraulic pump is designed for using with single-acting cylinders and tools.
- Rugged construction and most components are made of aluminum alloy are built for long service life, easy operation and portability.
- Automatic overload relief setting as 10000 psi protects components in hydraulic system and work safely regardless of air pressure.
- New inlet & outlet design feature low exhausting air volume, non-noise effect and being operated in all directions.




KA-6073 Door Post Puller

- Applicable chain: 5/16", 3/8"
- Fixed on the car to pull sidelong-line.



KA-6074 Frame Rack Clamp Bar

- Capacity: 5 ton
- Bolt size: 14m/mØ x 73 m/mL
- Use the two hooks to pull and fix the car. This tool could be clipped to unibody or any other place of the body.
- The puller and hooks are adjustable, it could be charge the range for fitting the place.



KA-7802 Mini Quarter Puller

- A great puller for taillight opening gap and for radiator support.
- Especially for small opening gap.



KA-7803 Quarter Puller

Special design for well pulling the rear quarter and wheel. Hang above the lip of the wheel opening. The curvature structure on each side to universally fit all cars. Special feature to decrease the tearing on the thin metal sheet.



KA-7525 Corrosion Assessment Tool

- Combined tapping hammer, blunt scraper and short lever.
- For checking bodywork and structural corrosion.
- Designed by the vehicle inspectorate.



KA-7752 Powerbar Hand Impact Wrench

Remove and replace Harmonic Balancer Pulleys. Up to 600 ft/lb of torque. Applications include pulleys, flywheels, couplings, flanges, lawn mowerbase plate, etc.



MAGNETIC FENDER COVER

- Front cover made with PVC Sponge Leather, backing is TR/BRUSH which does not damage or scratch any surface.
- Top row includes **STRONG magnets**, which attract and stay on any metal surface easily.
- Easy to open and fold into compact size.
- The magnets are removable and replaceable before and after washing the fender cover.



KA-6671B



KA-6671C



KA-6671P



KA-6671NP



KA-6671H



KA-6670A



KA-6670AH

Item No.	description	size
KA-6671B	Magnetic Fender Cover	800 X 600MM (31-1/2" X 23-3/4")
KA-6671C	Magnetic Fender Cover	1080 X 390MM (42-1/2" X 15-3/8")
KA-6671P	Magnetic Fender Cover With Pocket with 4 tool holding pockets	1100 X 560MM (43-1/4" X 22")
KA-6671NP	Magnetic Fender Cover Without Pocket	
KA-6671H	Magnetic Fender Cover	1060 X 590MM (42" X 23-1/4")
KA-6670A	Magnetic Fender Cover (3pcs)	
KA-6670AH	Hook Fender Cover (3pcs)	2pcs: 440 x 90MM + 1pcs: 500 x 1200mm



KA-5246 3-IN-1 Protector Cover

- Seat covers
- Steering wheel covers
- Handle covers



Brush Kit



KA-3527-1



KA-3527-2



KA-3528



KA-3528-2



KA-3528-3



KA-6639
Universal Spot Weld Cutter Set



Spot Weld cutter Replacement Blades

KA-5247 size 5/16" 3pc/set

KA-5248 size 3/8" 3pc/set



1/4" Arbor Spot Weld Cutters

Quick drills out spot welds on fenders, doors, etc.

Retractable pilot assures accurate cut.

Double-edged 3/8" (5/16") cutting blade assures extra-long life.

Top-quality steel cutting blades, have extra-large finish-ground teeth for fast, cool cutting.

500 R.P.M. working speed 1/4" arbors.

For use with all 1/4" or larger variable-speed drills.

Heat-treated tool steel blades.

KA-6044B 5/16" Spot Weld Cutter

KA-6044A 3/8" Spot Weld Cutter

KA-6044K 2pc/set 5/16" & 3/8"



KA-7511K Spot Weld Cutter Set

Contents:

- 13/8" spot weld cutter 2pcs
- 3/8" spot weld blade 2pcs
- 15/16" spot weld cutter 2pcs
- Tip for spot weld cutter 2pcs



KA-6667 Emergency Hammer

- Vital & useful device to break car windows and cut off the safety belts.
- Capable in breaking all kinds of window
- Dimensions: 185(L) x 85(W) x 35(H) mm



KA-6667B
Rescue Hammer With LED Light

- This tool may save your life when in a car accident.
- The head of rescue hammer can shatter windows in the nick of time. It can also be used to cut through a seatbelt easily with its build-in razor-sharp blade.
- When it is dark, just click the LED light button and this unit can be used as a flashlight.
- Dimensions: 193(L) x 55(W) x 25(H)mm



KA-3510A
Flanger / Punch Tools
Size: 5MM Dia



KA-3510B Punch Tools
Size: 5MM Dia



KA-3510C Flanger Tools

KA-5080 V-Notch Cutting Tool

A great tool that cuts and produces a proper V-notch on the urethane nozzle.

Procedure:

1. Use KA-5080 to cut off a little bit at the end of the nozzle and leave enough length for the cutter to go in.
2. Insert KA-5080 until you reach the desired length and squeeze the handle to cut.

Characteristics:

Body: Chrome Metal, Jaw: Tempered Steel, Thumb Stopper, Lock-Jaw device.
Non-Slip Coated Handle with Spring to save labor and prevent fatigue.



TIP

Make cutting a V-Notch safer and easier



KA-J90001 19.5mm Hole Saws (HL Type)

- Suitable for Reverse Parking Sensor

Feature:

1. Can cut materials up to 5mm thick.
2. The cutting length is 28mm.
3. Tungsten carbide tipped cutting edges.
4. The slug is spring ejected when cutting is finished.
5. Can faster and smoother cuts.
6. Can be used on portable and pillar drilling machines.

Specifications:

From 15mm to 100mm (other sizes available by request)

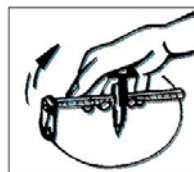
Applications:

Stainless steel plate, alloy steel plate, Iron plate, Copper plate, Aluminum plate, Electrical controller box, Channel iron, Brass plate, F.R.P., Other hard compound metallic plates

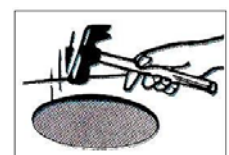


KA-3114 Drywall Circle Cutter

- Ideal for cutting round holes in wallboard for air conditioning, heating, plumbing and electrical fixtures.
- Clean cuts up to 16" diameter
- Calibrations in 1/8" increments assure accuracy
- Operation:




1. Mark the center of hole, set the radius, insert needle-point and rotate the cutter.
2. Repeat procedures on the other side of wallboard



3. Tap the hole lightly with a hammer



- Straight line motion of mobile jaw allows for perpendicular clamping – helps avoid panels ‘slipping’ out of alignment when clamped.
- True one handed operation, push button on top allows for controlled release of clamp with thumb while hand grips both handles.
- Ergonomic design provides easy and comfortable usage.
- Small size and perpendicular clamping motion for easy access into f difficult areas and confined areas.



KA-2334 W Type Axial Plier

- W-Type clamps lap joints allowing four consecutive spot welds without tool removal.
- Spot welding auto-body repair work. Steel Fabrication.
- Material: Jaw – CR-MO, Body – Iron with heat treated.

Item No.	Size	Jaw Adjustment	Weight
KA-2334	200mm	0 -15mm	560g



KA-2335 JJ Type Axial Plier

- JJ-Type clamps two flanged lapped or adjacent joints.
- Auto-body repair work. Steel Fabrication.
- Material: Jaw – CR-MO, Body – Iron with heat treated.


Item No.	Size	Jaw Adjustment	Weight
KA-2335	230mm	0 -15mm	560g



KA-2336 LL Type Axial Plier

- LL-Type clamps two butt or adjacent joints
- Enables work in tight spots even through holes.
- Material: Jaw – CR-MO, Body – Iron with heat treated.

Item No.	Size	Jaw Adjustment	Weight
KA-2336	215mm	0 -10mm	515g



KA-2337 J Type Axial Plier

- J-Type clamps two flanged lap joints
- Enables work in tight spots even through holes.
- Material: Jaw – CR-MO, Body – Iron with heat treated.

Item No.	Size	Jaw Adjustment	Weight
KA-2337	210mm	0 -15mm	515g



KA-2338 L Type Axial Plier

- Push button release: Easy and efficient ONE-Handed releasing
- Allow work in narrow areas
- Material: Jaw – CR-MO, Body – Iron with heat treated.

Item No.	Size	Jaw Adjustment	Weight
KA-2338	195mm	0 -18mm	460g

KA-2338A L Type Axial Plier With 90° Angle

- Push button release: Easy and efficient ONE-Handed releasing
- Allow work in narrow areas
- Material: Jaw – CR-MO, Body – Iron with heat treated.

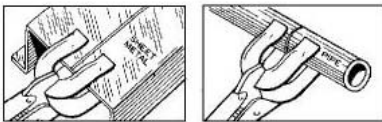
Item No.	Size	Jaw Adjustment	Weight
KA-2338A	195mm	0 -18mm	460g



KA-2336KA 6pcs Axial Plier Set

Content:

- KA-2334 W type axial plier
- KA-2335 JJ type axial plier
- KA-2336 LL type axial plier
- KA-2337 J type axial plier
- KA-2338 L type axial plier
- KA-2338A L type axial plier with 90° angle



Locking Welding Clamp


- Designed to hold round, angled, or flat work for welding.
- U-shaped jaws provide enhanced visibility and more working space.
- For use in welding applications or for holding awkward shapes in place.
- Material: Jaw – CR-MO, Body – CR-MO

Item No.	Size	Jaw Adjustment	Weight	Type
KA-2346	9"(225mm)	0-60mm	585g	
KA-2347	11"(265mm)	0-85mm	715g	
KA-2346-E	9"(225mm)	0-60mm	585g	
KA-2347-E	11"(265mm)	0-85mm	715g	

KA-2346-AA Locking Welding Clamp

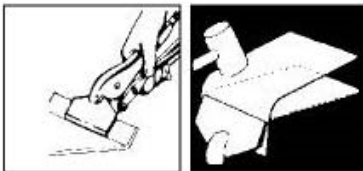
- Designed to hold round, angled, or flat work for welding.
- U-shaped jaws provide enhanced visibility and more working space.
- For use in welding applications or for holding awkward shapes in place.
- Material: Jaw-Iron, Body-Iron



Item No.	Size	Jaw Adjustment	Weight	Type
KA-2346-AA	9"(225mm)	0-60mm	585g	

Locking Sheet Metal Tool

- Locks on to work to eliminate hand gripping.
- Makes bending, forming and crimping sheet metal easier.
- Also excellent for upholstery work.
- Material: Jaw – CR-MO, Body – CR-MO




Item No.	Size	Jaw Adjustment	Weight	Type
KA-2348	8"(200mm)	35mm	490g	
KA-2349	10"(240mm)	50mm	750g	
KA-2348-E	8"(200mm)	35mm	490g	
KA-2349-E	10"(240mm)	50mm	750g	

KA-2348-AA Locking Sheet Metal Tool

- Locks on to work to eliminate hand gripping.
- Makes bending, forming and crimping sheet metal easier.
- Also excellent for upholstery work.
- Material: Jaw-Iron, Body-Iron



Item No.	Size	Jaw Adjustment	Weight	Type
KA-2348-AA	8"(200mm)	35mm	490g	

Locking C-Clamp With Regular Tips

- Jaws reach around odd shapes to hold material, providing deep reach and access in hard to reach areas.
- Wide-Opening jaws provide greater versatility in clamping a variety of shapes.
- Popular in welding and steel framing.

Material: Jaw – CR-MO, Body – CR-MO

Item No.	Size	Jaw Adjustment	Weight	Type
KA-2343	6"(170mm)	0-45mm	230g	 U.S.A.
KA-2344	11"(280mm)	0-91mm	740g	
KA-2345	18"(440mm)	0-221mm	1180g	
KA-2343-E	6"(170mm)	0-45mm	230g	 European
KA-2344-E	11"(280mm)	0-91mm	740g	
KA-2345-E	18"(440mm)	0-221mm	1180g	

Material: Jaw – Iron, Body – Iron

Item No.	Size	Jaw Adjustment	Weight	Type
KA-2343-AA	6"(170mm)	0-45mm	230g	 U.S.A.
KA-2344-AA	11"(280mm)	0-91mm	740g	
KA-2345-AA	18"(440mm)	0-221mm	1180g	

Locking C-Clamp With Swivel Pads

- Swivel pads hold tapered work, awkward fabricating jobs, and delicate projects without damaging the work surface.
- Guarded release trigger quickly unlocks and protects from accidental release

Material: Jaw – CR-MO, Body – CR-MO

Item No.	Size	Jaw Adjustment	Weight	Type
KA-2342	6"(170mm)	0-45mm	230g	 U.S.A.
KA-2341	11"(280mm)	0-91mm	740g	
KA-2340	18"(440mm)	0-221mm	1180g	
KA-2342-E	6"(170mm)	0-45mm	230g	 European
KA-2341-E	11"(280mm)	0-91mm	740g	
KA-2340-E	18"(440mm)	0-221mm	1180g	

Material: Jaw – Iron, Body – Iron

Item No.	Size	Jaw Adjustment	Weight	Type
KA-2342-AA	6"(170mm)	0-45mm	230g	 U.S.A.
KA-2341-AA	11"(280mm)	0-91mm	740g	
KA-2340-AA	18"(440mm)	0-221mm	1180g	



KA-2339 Micro grip clamp

- Perpendicular clamping.
- Ergonomic design with smooth rounded edges.
- Innovative leverage system combined with prime materials.
- Straight line motion of mobile jaw.
- Adjustable screw double-acts as mobile jaw.
- Aluminum Alloy Body.
- Solid brass jaw dissipate heat when welding (Spatter resistant)
- **Specification:**
 - Length: 92mm
 - Opening: 12mm
 - Jaw Adjustment: 0-11.5mm
 - Weight: 125g

Locking Plier

- Curved jaw puts tremendous pressure on four points of any style nut or bolt head, includes convenient wire cutter.
- Turn screw to adjust pressure and fit work, stays adjusted for repetitive use.
- Material: Jaw – CR-MO, Body – CR-MO




Item No.	Size	Jaw Adjustment	Weight	Type
KA-2340RA	5"(140mm)	0-33mm	170g	
KA-2341RA	7"(180mm)	0-43mm	340g	
KA-2342RA	10"(250mm)	0-55mm	515g	
KA-2340RE	5"(140mm)	0-33mm	170g	
KA-2341RE	7"(180mm)	0-43mm	340g	
KA-2342RE	10"(250mm)	0-55mm	515g	

Locking Plier

- Material: Jaw – Iron with heat treatment, Body – Iron




Item No.	Size	Jaw Adjustment	Weight	Type
KA-2343RA	7"(128mm)	0-43mm	340g	
KA-2344RA	10"(250mm)	0-55mm	515g	



KA-2343RE Locking Plier

- Chrome Vanadium Steel Drop Forged Jaws
- Material: Jaw CR-V, Body :CR-MO

Item No.	Size	Jaw Adjustment	Weight	Type
KA-2343RE	7"(128mm)	0-43mm	340g	

Straight Jaw Locking Plier

- Straight jaws provided maximum contact on flat, square or hex work
- Ideal for tightening, clamping twisting and turning.
- Turn screw to adjust pressure and fit work, stays adjusted for repetitive use.
- Material: Jaw CR-V, Body :CR-MO



Item No.	Size	Jaw Adjustment	Weight
KA-2345RS	7"(180mm)	0-30mm	365g
KA-2346RS	10"(230mm)	0-48mm	540g

Long Nose Locking Plier

- Long, straight nose provides easy access in narrow, hard-to-places. Ideal for precision work hobbies.
- Turn screw to adjust pressure and fit work, stays adjusted for repetitive use.
- Material: Jaw – CR-MO, Body – CR-Mo




Item No.	Size	Jaw Adjustment	Weight	Type
KA-2345LA	6"(170mm)	0-47mm	180g	 U.S.A.
KA-2346LA	9"(230mm)	0-63mm	385g	
KA-2345LE	6"(170mm)	0-47mm	180g	 European
KA-2346LE	9"(230mm)	0-63mm	385g	

Parrot Plier

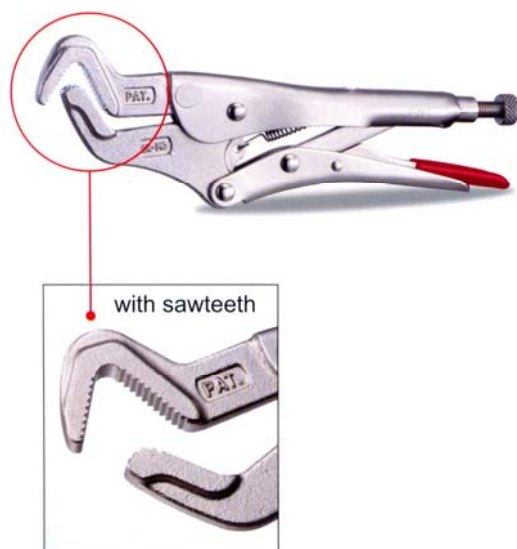
- For clamping plumbing and roundoff screws
- For clamping small to large screws
- Smooth 、 fast screw clamping and releasing
- Material: Jaw-CR-MO; Body-CR-MO




Item No.	Size	Jaw justment	Weight	Type
KA-1269	8.5"(215mm)	6-32mm	405g	 U.S.A.
KA-1270	8.5"(215mm)	6-28mm	405g	
				 European

Parrot Plier With Sawteeth

- 2X stronger to clamp the screws especially on round ones
- For clamping plumbing and round off screws
- For clamping small to large screws
- Smooth 、 fast screw clamping and releasing
- Material: Jaw-CR-MO; Body-CR-MO



Item No.	Size	Jaw Adjustment	Weight	Type
KA-1271	8.5"(215mm)	6-32mm	405g	 U.S.A.
KA-1272	8.5"(215mm)	6-28mm	405g	
				 European




KA-4321 Brass Pin Punch Set

- 1/4" x 4" (6 x 100mm)


KA-4322 Brass Pin Punch Set

- 3/8" x 6" (10 x 150mm)


KA-4323 Brass Pin Punch Set

- 1/2" x 8" (13 x 200mm)


KA-4326 Brass Taper Punch

- 8" (203mm) Long, 5/8" hex-tapered to 3/8"


KA-4327 Brass Bar Punch

- 10" (254mm) Long, 3/4" diameter, chamfered both ends.


KA-4324 Solid Brass Drift Punch Set

- Heavy duty punches for rough jobs.
- Non-sparking solid brass won't damage object being struck.
- 5/8" x 8"


KA-4325 Solid Brass Drift Punch Set

- Heavy duty punches for rough jobs.
- Non-sparking solid brass won't damage object being struck.
- 3/4" x 14"


KA-4328K Non-Sparking Brass Punches

- Ideal for use where sparks from ferrous metal could be hazardous or where precision metal parts could be damaged by using steel punches. The ends of this soft brass punch will mushroom with normal use and should be redressed regularly.
- Includes an 8" punch (5/8" hex, tapered to 3/8") and 10" straight punch (3/4" dia., chamfered at both ends.)


KA-4330K 3pc Solid Brass Drift Punch Set

- Heavy duty punches for rough jobs.
- Non-sparking solid brass won't damage object being struck.
- Contents: 2 drift punches 5/8" x 8" & 3/4" x 14, one starter punch 3/4" x 10


KA-4331K 3pc Solid Brass Pin & Drift Punch Set

- Non-sparking solid brass punches designed to prevent damaged to the object being struck.
- Contents: one each 1/4" x 4" & 3/8" x 6" pin punch. 1/2" x 8" drift punch.


KA-4329K 9pcs Non-Sparking Punches & Hammers Set
Contents:

Taper Drifts: 7/16"x14", 3/8"x8", 3/8"x10"

Pin Punches: 1/4"x4", 3/8"x6", 1/2"x8", 3/4"x10"

Beryllium Hammers: 1/2 lb (225gm), 1 lb (450gm)



KA-4332K 3pcs Non Sparking Hammer & Punch Set

- **Brass Punches**
8" (203mm) Long, 5/8" hex-tapered to 3/8"
10" (254mm) Long, 3/4" diameter, chamfered both ends.
- **Beryllium Hammers**
Size: 1 lb (450mg) x 12-1/2"



Beryllium Hammers

KA-4334 Size: 1 lb(450mg) x 12-1/2"

KA-4335 Size: 1/2 lb (225mg) x 10-3/4"



Cross Pein



Vertical Pein

Hammer

Item No.	Type	L	W	Size
KA-2138	"K" type large head hammer – Cross Pein	346	116	Ø 30
KA-2141	"K" type large head hammer – Vertical Pein	346	116	Ø 30
KA-2140	Extra-large body hammer – Cross Pein	335	149	Ø 30
KA-2139	Extra-large body hammer – Vertical Pein	335	149	Ø 30



KA-6050 Shrinkaging & Finishing Hammer

- Special designed hammer surface profile which being with the performance of developing & conveying the sheet board.



KA-2168 Mini Precision Hammer

- Mini hammer fitted with one steel face and one rubber face.
- The steel face for hammering out small dents and rubber face for installing trim without damaging
- Deliver precise force to make an item fit.
- Suitable for trim and panel works. Less likely to damage painted finishes.

Specification:

- Dimension: 55 x 170mm
- Weight: 46g



KA-3550



crowned face

KA-3557



crowned face + curved Pein

KA-3559



crowned face + straight Pein

KA-3551, KA-3554



crowned face + flat face

KA-3552, KA-3553, KA-3555



crowned face + flat face

KA-3556



flat face + milled square face

KA-3558



flat face + shrill milled square

Item No.	Name	Round Face	Square Face	Description
KA-3550	Pick & Finish Hammer	Ø 40mm	--	<ul style="list-style-type: none"> ■ Hammer head: medium carbon steel (1055C) ■ Polish: mirror ■ Handle: natural color hickory ■ Surface finish: red painted ■ Head material: 1055 medium carbon steel ■ Head polished: mirror polished ■ Handle: octagonal shape natural color hickory handle
KA-3551	Reverse Curve Hammer	Ø 30mm	27mm	
KA-3552	Standard Bumping Hammer	Ø 40.5mm	38mm	
KA-3553	Standard Bumping Hammer	Ø 40.5mm	38mm	
KA-3554	Light Bumping Hammer	Ø 30mm	27mm	
KA-3555	Light Bumping Hammer	Ø 30mm	27mm	
KA-3557	Curved Pein & Finishing Hammer	Ø 40mm	--	
KA-3559	Straight Pein & Finish Hammer	Ø 40mm	--	
Item No.	Name	Round Face	Square Face	Description
KA-3556	Shrinking Hammer	Ø 40.5mm	38mm	<ul style="list-style-type: none"> ■ Head material: 1055 medium carbon steel ■ Head polished: mirror polished ■ Handle: octagonal shape natural color hickory handle
KA-3558	Shrinking Hammer	Ø 40.5mm	38mm	



KA-3725 Wlds Chip Ham Tool Set

■ One end is a pointed pick and the other end is a chisel.

Contents:

KA-3725-12 12oz
KA-3725-16 16oz



KA-3561K 6pc Auto Body Repair Tool Set



KA-3560K 5pc Auto Body Repair Tool Set



KA-3562K 7pc Auto Body Repair Tool

(Include: pick & finishing hammer, standard bumping hammer, light shrinking hammer, utility dolly, curved dolly, heel dolly, toe dolly)

Hammer head material: medium carbon steel (1055C)

Polish: mirror


Handle: natural color hickory

Hammer Head & Dolly: forged.



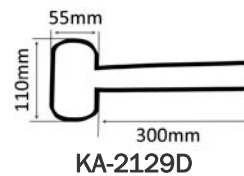
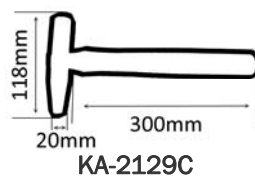
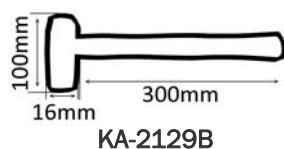
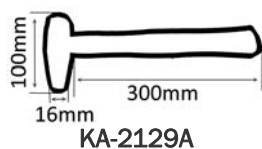
KA-2146K 7pcs Bumping Hammer Kit

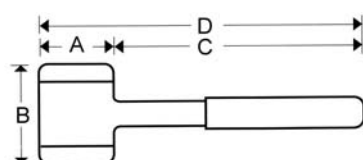
- 1-pc Pick hammer
- 1-pc Finish hammer
- 1-pc Straight pein finishing hammer
- 1-pc Heel dolly
- 1-pc Utility dolly
- 1-pc Double end dolly
- 1-pc Curved dolly



KA-2129K 4pcs Hammer

- Material: Aluminum alloy





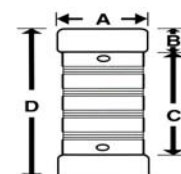
Replaceable Hammer (PU head)

- Basic: include steel shot or not steel shot to choose. The strike face use PU materials.
- Materials: the holder use soft quality can recycle TPR.
- Feature: the both strike face can repeat change if break.
- Hardness: have three hardness (60D、65D、70D)

Model	A	B	C	D	Weight	Weight	
KT-5110	30	105	255	285	480g	480g	16oz
KT-5111	35	110	255	290	590g	590g	20oz
KT-5112	40	120	260	300	850g	850g	29oz
KT-5113	45	120	260	305	990g	1100g	38oz
KT-5114	50	125	265	315	1110g	1220g	42oz
KT-5115	55	135	265	320	1290g	–	43oz
KT-5116	60	140	265	325	1670g	–	58oz

Hammer Adjusters

- Basic: steel structure and include steel shot.
- Materials: the strike face have PU materials and Pure copper materials.
- Feature: the design fit to attack the any position, strike face can repeat change.
- Hardness: PU strike face (60D、65D、70D)
Pure copper strike face (pure copper 99.9%)
- Application: Machine tool, lathe, milling machine, combined, maintenance factory, repair machine.



Replace the pure copper strike face

	Take out the strike face Use the hit pin and hammer to beat the fix pin, the bad strike face will take off
	Install the strike face Make up the hole by new strike face and adjusters-hammer. Use the hammer to beat the fix pin to fixed new strike face.

Replace PU strike face

	Take out the strike face Use the VEST to shock both side the bad PU face, the bad strike face will take of.
	Install the strike face Press the new PU face into the adjusters-hammer. Use hammer to beat the PU face and fixed.



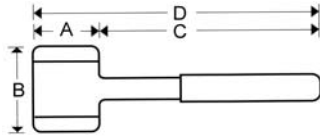
Hammer-Adjusters (Pure copper strike face)

Model	A	B	C	D	Weight
KT-C5025	25	14	110	138	515g
KT-C5030	30	17	120	154	840g
KT-C5035	35	18	131	167	1060g
KT-C5040	40	21	136	178	1500g
KT-C5045	45	25	140	190	1980g



Hammer-Adjusters (PU strike face)

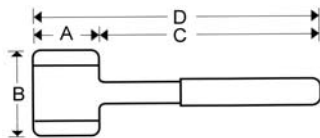
Model	A	B	C	D	Weight
KT-P5025	25	18	110	146	410g
KT-P5030	30	18	120	156	650g
KT-P5035	35	20	121	161	710g
KT-P5040	40	21	126	168	940g
KT-P5045	45	21	130	172	1200g
KT-P5050	50	21	140	182	1440g



Heavy-Duty Hammers

- Basic: steel structure and include shot.
- Materials: 1) NBR synthetic plastic head
2) PU-liquid head with fiberglass handle and TPV grip.
- Feature: 1) octagonal head design for easy to put and stand.
2) the whole use of fiberglass, effect on avoid break the best.
3) have 2 material to choice(NBR/PU)
- Hardness: hardness of NBR hammer (83A~86A)
hardness of PU hammer (90A~95A)

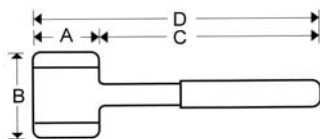
Model No.	A	B	C	D	Weight
KT-E10P	100	200	810	910	±5.5KG
KT-PU10P	105	198	805	910	±5.5KG



E-Hammers

- Basic: steel structure and include shot.
- Materials: NBR synthetic plastic head & handle with TPV grip.
- Feature: 1) the neck pick the circle arc and adds neck thick design, enhancement of product streamlining with sturdiness.
2) the product surface have pattern design, increase the product artistic and the purchase desire.
3) the attack head have show \triangle design the main of instruction rubber thickness on attack surface and increases lively feeling.
- Hardness: hardness of NBR hammer (83A~86A)

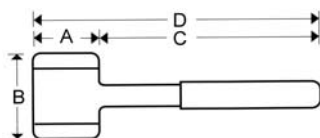
Model No.	A	B	C	D	Weight
KT-E50Q	50	100	270	320	795g



N-Hammers

- Basic: steel structure and include shot.
- Materials: main of the synthetic plastic NBR. The holder use soft quality TPR.
- Feature: the neck use color of fluorescence(P.P) can conspicuous and easy to find, any color as you choose
- Hardness: hardness of NBR hammer (83A~86A)

Model No.	A	B	C	D	Weight	
KT-N050	50	110	290	340	940	33oz



PU-Hammers

- Basic: steel structure and include shot.
- Materials: main of the anti-pollution PU-liquid. The holder use soft quality TRP.
- Feature: PU hammer have many color to choice. PU not make with heavy-metal and dioxin when burning.
- Hardness: hardness of PU hammer (90A~95A)

Model No.	A	B	C	D	Weight	
KT-PU050	50	110	290	340	940g	33oz



KA-6723K



KA-6723KA (different handle)



KA-6723K KA-6723KA 4pcs Heavy Duty Professional Pry Bar (CR-MO)

- (1) KA-6723-1 (KA-6723KA-1) STRAIGHT 16 x 915mm
- (2) KA-6723-2 (KA-6723KA-2) 30° ANGLE 16 x 905mm
- (3) KA-6723-3 (KA-6723KA-3) 90° ANGLE 16 x 615mm
- (4) KA-6723-4 (KA-6723KA-4) 70° ANGLE 16 x 615mm



KA-6101 4pcs Pry Bar Set

- Drop forged
- Fully heat-treated
- Size: 8"(200mm), 12"(300mm), 18"(450mm), 24"(600mm)

KA-6101A 4pcs Mechanic's Pry Bar Set

- CR-V steel shanks, tempered and black oxide finish.
- Through-handle square shank with capped end.
- Dual-component composite, texture handle.
- Size: 1/4" x 8", 3/8" x 12", 7/16" x 18", 7/16" x 24"
- Blade: CR-V
- Handle: PP + TPR



KA-4115 Through-Handle Specialty Pry Bar

- Unique shapes for prying in restricted locations
- Heat-treated and tempered alloy steel for superior strength
- Great for body shop applications and front end alignments
- Material: CR-MO



H/D Pry Bar (CRV)

Forged these bars from chrome alloy steel, then heat-treated them to resist bending and breaking.

- KA-2422A 5/8" diameter, 18" long. (450mm)
- KA-2422B 3/4" diameter, 24" long. (600mm)
- KA-2422C 7/8" diameter, 30" long. (750mm)
- KA-2422D 7/8" diameter, 46" long. (1150mm)
- KA-2422E 1" diameter, 54" long. (1350mm)



KA-2420 Pry Bar

- 445mm (17.5")



8 - in -1 Indexable Ratchet Pry Bar


An adjustable prying bar includes a prying head having an accurate body. Thereby, the angle between the prying head and the handle enables to adjust for larger or smaller than 90 degrees.

Product Features:

- Adjustable head allows you to choose up to 8 different angles
- Auto forward LOCKING ratchet design mechanism
- Exceeds ANSI requirements for proven strength
- High leverage gear design provides maximum leverage while lifting and pulling back
- Industrial Magnese Phosphate finish to helps protect against corrosion

Application:

- Prying: diesel injectors, seals, bearings, oil pans, axles, fuel injectors, and
- pulling things apart in many body shop applications
- Breaking Loose bell housing from Engine Block and transmission
- Aligning sheet metal
- Removing molding



Item No.	Length (inch)	Description
KA-IRPB-10	10	10 inch indexable ratchet pry bar
KA-IRPB-12	12	12 inch indexable ratchet pry bar
KA-IRPB-15	15	15 inch indexable ratchet pry bar
KA-IRPB-3	10,12,15	All 3 pcs in PVC tray & Color Box

1/2" Dr. Pry Bar Adaptor

Product Features:

- Adjustable head
- With 36, 48, or 72 teeth Dr. Auto forward LOCKING ratchet design mechanism
- Pry Bar Head Exceeds ANSI requirements for proven strength
- High leverage gear design provides maximum leverage while lifting and pulling back
- Industrial Magnese Phosphate finish to helps protect against corrosion

Application:

Prying: diesel injectors, seals, bearings, oil pans, axles, fuel injectors, and breaking Loose bell housing from Engine Block and transmission



Item No.	Length	Description
KA-PBA-01	7mm	1/2" x 7mm Blade Tip Width Pry Bar Adaptor
KA-PBA-11	11mm	1/2" x 11mm Blade Tip Width Pry Bar Adaptor
KA-PBA-15	15mm	1/2" x 15mm Blade Tip Width Pry Bar Adaptor
KA-PBA-3	7,11,15mm	All 3 pcs in Double Blister Card



KA-2723 3/8" Dr. Pry Bar Head

This adapter gives you the versatility of a pry bar without the storage problems! Turn any 3/8" drive ratchet or breaker bar into a rolling head pry bar, then just disassemble and toss in your tool box when you're done.



Extendable Pry Bar

- Extendable shank with adjustable angle of jaw
- Space saving.
- Easy to carry and store.
- Slide shank: CR-V, Hexagon
- Hardness: HRC 42° ~ 46°



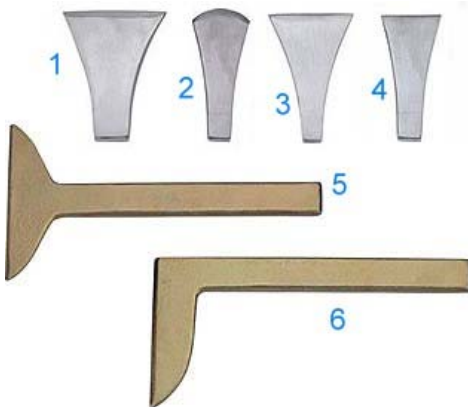

		Slide Shank	Length	Weight
KA-4099A	Standard type With Round End	13	34~47cm (13.3"~15.5")	0.80
KA-4099B		16	63~94cm (24.6"~37")	1.9
KA-4099C		21	86.5~135cm (34.1"~53.3")	4.3
KA-4099CJ	With Jimmy End	21	94.5~143.5cm (37.2"~56.3")	5.1



KA-6120K 9pc Heavy Duty Professional Pry Bar Set

Content:

- **PRY BAR (CRV)**
 - (1) KA-6108A 380mm
 - (2) KA-6109A 380mm
 - (3) KA-6107A 900mm
 - (4) KA-6106A 750mm
 - (5) KA-6105A 600mm
 - (6) KA-6104A 450mm
 - (7) KA-6103A 300mm
- **Bumping Chisel (CRV)**
 - (8) KA-6056A 260 x 130mm
 - (9) KA-6057A 260 x 140mm



Body Wedge Tool

	Item No.	Model	Width	Length
1	KA-6051	LARGE	70	110
2	KA-6053	ROUND	35	110
3	KA-6054	FLAT	70	110
4	KA-6055	INCH	35	110
5	KA-6056A	T TYPE	130	260
6	KA-6057A	L TYPE	140	260



KA-2146-10

- 65 x 30mm Multi-Dolly
- Blister Card Package



KA-2146-11

- 100 x 42mm Multi-Dolly
- Blister Card Package



Bumping Blocks / Tools

Item No.	Description	L	W	H	g
KA-2146-1	Twin flat, thin	87	50	25	600
KA-2146-2	Twin flat, thick	96	52	32	900
KA-2146-3	Flat, Semi round thin	90	55	25	600
KA-2146-4	Flat, Semi round thin	90	60	33	900
KA-2146-5	Toe shape	118	65	19	700
KA-2146-6	Roof wedge	120	50	38	800
KA-2146-7	Baquet	73	37	59	700
KA-2146-8	Anvil type - cule	62	51	70	900
KA-2146-9	Anvil type - megal	72	54	26	540

Dolly Kit

- Head material: 1055 medium carbon steel
- Mirror polish head



Item No.	Description	L (mm)	W (mm)	H (mm)
KA-3529	Angle Dolly (sand-blasted finish)	109	59	17
KA-3530	Thin Toe Dolly (sand-blasted finish)	118	55	24
KA-3531	Grid Dolly (red painted finish)	122	59	29
KA-3532	Double End Hand Dolly (red painted finish)	66	61	74
KA-3533	Utility Dolly (red painted finish)	75	73	66
KA-3534	Curved Dolly (red painted finish)	80	58	70
KA-3535	Anvil Dolly (red painted finish)	102	72	62
KA-3536	Pound Peen End Dolly (sand-blasted finish)	125	54	44
KA-3538	Double End Round Dolly (sand-blasted finish)	56	--	58
KA-3539	Large End Dolly (sand-blasted finish)	125	90	70
KA-3544	Curved Dolly (red painted finish)	132	58	45
KA-3545	Heel Dolly (sand-blasted finish)	78	60	30
KA-3546	Toe Dolly (sand-blasted finish)	120	58	29
KA-3547	Shrinking Dolly (sand-blasted + red painted finish)	120	58	29
KA-3548	Drip Moulding Spoon (blue painted)	236	--	49
KA-3537	Light Dinging Spoon (black painted)	250	--	50.8 x 109
KA-3540	Flat Spoon (light duty type, sand-blasted finish)	250	--	29.5
KA-3541	Double Blade Spoon (black baked paint finished)	401	58	--
KA-3542	Double Blade Spoon (black baked paint finished)	510	59	--
KA-3543	Flat Spoon (light duty type, sand-blasted finish)	286	51	--



KA-7249K 7pcs Rubber Dolly Kit (Metal + Rubber Coating)

1. Long Type Curved Dolly.....900g
2. Curved Dolly.....930g
3. Utility Dolly.....960g
4. Long Type Heel Dolly.....650g
5. Double End Hand Dolly.....850g
6. Heel Dolly.....370g
7. Double End Dolly.....1500g



KA-2890K 13pcs Body Beating Tools

- Made of resistant POLYACETALE
- A complete set for all the body bumping tasks.
- For light or strong sheet metal jobs, large surface or small space bumping tasks.



KA-4319 Round Head Chisel Nylon Dolly

- Long Handle
- A great tool for doors, fender, hoods.
- Tough nylon material with long handle. The blade chisel head works wonder for edge, narrow openings, narrow space.
- A great tool for reform the damaged panels.
- Head: 3. 1/2" (95mm)
- Length: 11" (280mm)
- Weight: 0.305kg



KA-4320 Bolster Head Nylon Dolly

- Edges-alignment tool
- Great tools for doors, fender, hoods.
- Tough nylon material with long handle. The blade chisel head works wonder for edge, narrow openings, narrow space.
- A great tool for reform the damaged panels.
- Head: 3.1/2" (95mm)
- Length: 11" (280mm)
- Weight: 0.35kg



KA-7235 Double End Nylon Dolly

- A special tool for hand holding and for bumping out the curved outlines. Strong and tough nylon material with round head and wedge head on either end. Great for lighter sheet metal panels or a cushioning effect to match the weight of the hammer without stretching the metal.
- Round end: 2.3/4" (70mm)
- Wedge end: 2.1/2" (65mm)
- Length: 7" (180mm)



KA-2890A Lever system things and bumping out tool

- Specially designed for hard-to-reach spaces.
- Such as fender, truck lids, doors.
- L: 710mm
- W: 51mm
- Weight: 1.235kg



KA-2890B Profile arranging block

- A great tool works strongly for fine works, full impact force for curve lines, or pointed spaces, sheet metals or large surface.
- L: 263mm
- W: 40mm
- Weight: 0.28kg



KA-2890C Crease alignment tool

- A great tools for crease. Also for hood truck flap.
- L: 260mm
- W: 28mm
- Weight: 1.16kg



KA-2890D Hand fist flat & curved

- Bumping out the round spaces, large surfaces or edges.
- L: 194mm
- W: 50mm
- Weight: 0.325kg



KA-2890E Curved & Bumping Tool

- L: 247mm
- W: 56mm
- Weight: 0.355kg



KA-2890F Round & Flat Tool

- L: 140mm
- W: 65 & 45mm
- Weight: 0.335kg



KA-2890G Square edges chisel tool

- Suitable e.g. for Opel, Ford, DB, BMW etc.
- Length: 300mm
- Height: 150mm
- Strength: 20mm



KA-2890H 2 Way Round Block

- L: 7mm
- W: 71 & 50mm
- Weight: 0.34kg



KA-2890L
I – Shape Body Tool



KA-2890-3 3pcs Bumping Out Set


Content:

- KA-7235 Double End Nylon Dolly
- KA-2880D Hand Fist Flat & Curved Dolly
- KA-4320 Bolster Head Nylon Dolly




KA-2351 2pcs Steel Bumping Tool W/Rubber Coat

- Made with steel core/interior.
- Specially design for working on Steel bodies, Aluminum bodies, firm metal or thin metal sheet. A great tool to stretch or shrink the sheet metal.
- Great tools for door sheet metal, trace widening and direct bumping out tasks.
- KA-2351 is made of solid steel with rubber coating. So full surface is useable to perform the bumping tasks.
- A great companion for KA-7817 or other sort of “Dry Dent Repair” (Paintless Dent Repair tasks)



KA-2351N 2pcs Polyacetale Block Set

- L: 121 & 70mm
- W: 65mm
- Weight: 0.4 & 0.215kg



KA-6685 Rubber Heel Dolly

- Weighted hard rubber to match weight of hammer.
- Rubber coating provides cushioning effect.
- Works easily in sharp comers and wide radii.
- Also works well on new, thinner sheet metal.
- Moves the metal rather than stretching it.



KA-2890FR Rubber Wedge Dolly

- Long, slender general-purpose rubber dolly.
- This rubber dolly is very useful and popular in working behind reinforcements.
- The long, thin lip design gives the work easier and more convenient.



KA-3530R Rubber Toe Dolly

(rubber coating)

- Great for flat surfaces and use on thin sheet metal.
- It has all the features of a toe dolly but lighter in weight.



KA-3531R Rubber Shrinking Dolly (Serrated-Faced)

(rubber coating)

- Toy dolly shape but one face covered with raised serrations for shrinking metal stretched by dents.



KA-3532R Rubber Double End Hand Dolly

(rubber coating)

- This dolly is ideal for deep, skirted fenders and shrinking when using heat.
- Double end hand design fits hand with better control and also gives this dolly wide general use



KA-3533R Rubber General Purpose Dolly

(rubber coating)

- It provides convenient and comfortable handhold during heaviest blows.
- Weight, balance and several differently crowned working faces; two beading and flange lips design allows this dolly broad general use.



KA-4188 Rubber Crown-Shape Dolly

(Rubber coating)

- Weighted hard rubber to match weight of hammer.
- Rubber coating provides cushioning effect.
- The crown-shape design provides different curves and angles.

PA-8003 7pcs Air Hammer Pneumatic Tool Set

Contents:

- A. KA-8003-1 7" x 24mm Impact ball joint separator.
- B. KA-8003-2 7" x 20mm impact ball joint separator.
- C. KA-8003-3 8" Splitting Tool.
- D. KA-8003-4 38.5mm Diameter body smoother hammer.
- E. KA-8003-5 25mm Hammer.
- F. KA-8003-6 Track Rod Hammer.



PA-8003R
6pcs Air Hammer Pneumatic Tool Set

The plastic wedges are particularly suitable for body work such as removing and installing trim strips, door trims, door clips etc...

Picture	Item No. / Name	Measure (mm)	Weight (g)
	KA-1290-1 Plastic Wedge	200 x 20 x 25	75
	KA-1290-2 Combined Wedge Trims	210mm	90
	KA-1290-3 Plastic Wedge with Felt	250 x 19 x 25	75
	KA-1290-4 Plastic Wedge with Straight and Angled Tip	250 x 20 x 10	35
	KA-1290-5 Plastic Wedge Angled with Cutout and Pin (For door clips)	225 x 22 x 8	55



KA-1291K 4pcs Plastic Wedges Set

- Contents: KA-1290-1, KA-1290-3, KA-1290-4, KA-1290-5
- Packing: Slid Card



5pcs Plastic Wedges Set

- Contents:
KA-1290-1, KA-1290-2, KA-1290-3, KA-1290-4, KA-1290-5
- KA-1290K Packing: Slid Card
- KA-1290KP Packing: Pouch Bag





Hand Sanding Board – 80mm x 150mm
KA-2973 (VINYL)
KA-2973A (VELCRO)



HAND SANDING BOARD Dia. 6"
KA-2974 (VINYL)
KA-2974A (VELCRO)



Hand Sanding Board – 70mm x 135mm
KA-2975 (VINYL)
KA-2975A (VELCRO)




Hand Sanding Board – 70mm x 440mm
KA-2976 (VINYL)
KA-2976A (VELCRO)



Hand Sanding Board – 70mm x 440mm
KA-2977 (VINYL)
KA-2977A (VELCRO)



Hand Sanding Board – 70mm x 102mm
KA-3491 (VINYL)
KA-3492 (VELCRO)



KA-1227
11pcs Hand Sanding Pad Kit



KA-1228
Sanding Board (75mm(W) x 130mm(L))



KA-1229
20pcs 4" Plastic Spreader Set



KA-1230
3pcs Plastic Spreader Set 2-1/2", 4", 5"




KA-1622 Car Care Eraser

Feature:

- It can remove hard grain ash, asphalt, insect stain on car surface
- It can remove the thin coating of sprayed painting
- To prevent the harm of car painting from bumble wax or useless detergent.
- It can save cleaning time, money and keep the car surface shining.

Usage: Cleaning the car first

1. Direct wipe: for light coherence
2. Wipe with water: for heavy coherence. When the direct wipe is in vain, choose this way. Such as dry & hard insect.
3. Wipe with diluted soap water: Match with diluted soap water to clean the serious coherence.
4. Please often wiper this eraser surface clean by wet towel during working



KA-2683 Kneeling Pads

- Size: 14" x 21"
- Material: NBR
- No crosswalk

KA-2683-L Kneeling Pads

- Size: 16" x 28"
- Material: NBR
- Crosswalk



KA-1239 Kneeling Pads

- Size: 40 x 18 x 2cm
- Material: EVA

KA-1239-L Kneeling Pads

- Size: 30 x 15 x 1.5cm
- Material: EVA

Kneeling LED Pad



KVA-20-08 (COB-LED)



KVA-20-03 (COB-LED)



KVA-20-04 (BIT)



KVA-20-07

Model No.	L(mm)	W(mm)	H(mm)	Model No.	L(mm)	W(mm)	H(mm)
KVA-20-01	450	190	30	KVA-20-05	450	590	30
KVA-20-02	450	230	30	KVA-20-05VR	450	590	30
KVA-20-03	450	390	30	KVA-20-06	510	190	30
KVA-20-04	450	390	30	KVA-20-07	510	210	30
KVA-20-04VR	450	390	30	KVA-20-08	510	230	30

* Accessories: COB-LED flashlight, bit set, steel plate...

* VR means VR material.



KVA-50-04VR(LED)



KVA-50-07(LED)

Model No.	L(mm)	W(mm)	H(mm)
KVA-50-01	450	230	30
KVA-50-02VR	450	230	30
KVA-50-03	450	390	30
KVA-50-04VR	450	390	30
KVA-50-05	450	590	30
KVA-50-06VR	450	590	30
KVA-50-07	510	230	30

* Accessories: LED strip light.

* VR means VR material.

Foldable Pad



KVA-30-05VR (COB-LED)



KVA-30-03VR (COB-LED)

■ The patent of 3 in 1 for 6 & 8 folds.

■ 3 in 1 foldable pad can change the height or length when you are doing various works.

Model No.	L(mm)	W(mm)	H(mm)	Model No.	L(mm)	W(mm)	H(mm)
KVA-30-01	1210	455	30	KVA-30-04VR	1210	570	23
KVA-30-01VR	1210	455	30	KVA-30-05	2300	590	30
KVA-30-02	1210	455	23	KVA-30-05VR	2300	590	30
KVA-30-03	1210	570	30	KVA-30-06VR	2300	590	23
KVA-30-03VR	1210	570	30				

* Accessories: COB-LED flashlight, bit set, steel plate...

* VR means VR material.



KVA-40-02VR



KVA-40-02



KVA-40-01VR

Model No.	L(mm)	W(mm)	H(mm)
KVA-40-01	1210	380	30
KVA-40-01VR	1210	380	30
KVA-40-02	1210	570	30
KVA-40-02VR	1210	570	30




KA-6378
3 Way Scraper



KA-2407 Window Scraper

- L: 170mm



Super Razor Scraper

- KA-6110A 10"
- KA-6110B 8"



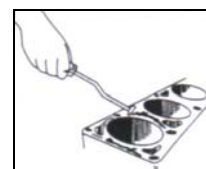
KA-6506 Gasket Scraper

- Used for a variety of scraping needs
- Comfort grip handle
- Chrome plated blade



KA-4293A Tungsten Carbide Scraper

Turn blade over for three additional surfaces for a total of six possible cutting edges.



KA-5364 Gasket Scraper Set

- For removing seal residue, e.g. cylinder head seals.
- Extra-long design for hard to reach areas.
- With replacement blades.



Auto Body Filler Applicators Set

KA-6666A: 1"-2"-3"-4" 4pcs/set

KA-6666B: 4" x 3pcs/set

KA-6666C: 6" X 2pcs/set

KA-6666F: 1/2"-1"-2"-3" 4pcs/set



KA-6666G -4" x 5pcs/set



KA-2350 2pc Super Scrapers

To easily scrape off emblems and stickers.
Hard plastic and polypropylene razor blade that won't damage the surface



Scraper Knife Set

- Stainless Steel

Contents:	KA-5548S	KA-5548K	KA-5548KA
KA-5515 Scraper knife (W: 10mm)	•	--	•
KA-5548 Scraper knife (W: 15mm)	•	•	•
KA-5549S Scraper knife (W: 20mm)	--	•	--
KA-5549 Scraper knife (W: 23mm)	•	--	•
KA-5550 Scraper knife (W: 30mm)	--	•	•

KA-5548K 3pcs

KA-5548S 3pcs

KA-5548KA 4pcs



KA-2408 4pc Multipurpose Scrapers Set

- 2pc-8" length
- 2pc-12" length
- This set includes a select on of multipurpose scrapers ideal for a variety of general automotive applications.
- 3M Imperial wetordry paper AWt.
- Short blades ideal for scraping hard-to-reach carbon deposits.
- Long blade use to scrape engine blocks and heads.
- Rigid carbon scrapers.



KA-6111 5pc Scraper & Remover

- 1pc 9"(225mm) cotter pin puller
- 1pc 8"(200mm) scratch awl
- 1pc 7"(178mm) radiator hose remover
- 1pc 8-1/4"(209mm) multi-purpose scraper, blade 19mm wide.
- 1pc 11"(275mm) multi-purpose scraper, blade 25mm wide.
- Hardened and temper high carbon steel blade, black oxide finish.



KA-4370 4pc Super Scraper

Works Like a Chisel

- Tough plastic handle can be hit with a hammer!
- Resharpen when needed with a file!
- Sizes: 3/4", 7/8", 1", 1-1/2"

ITEM NO	SIZE	LONG
KA-4370-1	3/4"(19mm)	10-3/4"
KA-4370-2	7/8"(22mm)	10-3/4"
KA-4370-3	1"(25mm)	10-3/4"
KA-4370-4	1-1/2"(38mm)	10-3/4"



KA-7371-1 Impact Scraper (Cr.V)

- 3 1/2" x 7"



KA-7370 Impact Scraper (Cr.V)

- 2 1/2" x 12"



KA-4376 6pcs Heavy Duty Pin Punch Set

- Size: 1.7, 2.7, 3.7, 4.7, 5.7, 7.7 mm



KA-4377 5pcs Heavy Duty Pin Punch Set

- Size: 3, 4, 5, 6, 8 mm



KA-4378 4pcs Heavy Duty Pin Punch Set

- Size: 10, 12, 14, 16 mm



KA-4379 4pcs Heavy Duty Chisel Set

- 3PCS Flat Chisel: 15, 20, 25 mm
- 1PC Cape Chisel: 10mm



KA-5074 Tapered Reamer

- Tool reams as well as deburrs. Aligns and enlarges holes 1/8 to 1/2" in diameter.
- Accurately ground tempered "steel tool" with 3-1/2" blade. Always turn clockwise and use cutting oil for best results.



Tapered Reamer (for reaming)

- T-handle for easy turning
- For reaming, debarring and enlarging holes.
- Heat-treated, high-grade steel for maximum strength and durability.

KA-6437 4 ~ 22mm

KA-6437-1 4 ~ 31mm

KA-6438 3 ~ 13mm

KA-6438-1 3~10mm

KA-6439-3 1 ~ 12mm

KA-6440-4 1 ~ 13mm

KA-6441-5 1 ~ 16mm

KA-6442-6 1 ~ 22mm

KA-6443-7 3 ~ 22mm



KA-7799 Automatic / Sheathed Center Punch

- By rotating the end, the impact capacity could be adjusted from 15 kg to 25 kgs.
- Hardened / Tapered tip to 57-60HRC
- To release / initiate the impact, just press the end of the punch tool.



KA-5554 Straight Type Impact Scraper

KA-5555 Bent Type Impact Scraper

- L: 700mm x HEX 16mm



KA-5553 Straight Type Sliding Hammer Pry Bar

- Size: 600mm(L) x 12mm(Hex)
- Material: CRV, W/Satin Finished

KA-5553-1 Bent Type Sliding Hammer Pry Bar

- Size: 700mm(L) x 16mm(Hex)
- Material: CRV, W/ Satin Finished



KA-5553-2 Sliding Hammer Pry Bar

- Size: 700mm(L) x 16mm(Hex)
- Material: CRV, W/ Satin Finished



KA-5556 75mm Sliding Hammer Scraper

- Size: 630mm(L) x 16mm(Hex); Color: black

KA-5557 75mm Sliding Hammer Scraper

- Size: 630mm(L) x 16mm(Hex)
- Material: CRV, W/ Satin Finished




KA-5558-A Multi-Function Slide Tool Clamp

- Material : SCM440
- SIZE : 16mm x 740mm



KA-5558-B 4-IN-1 Multi-Function Tool Kit

- 1pc - Clamp Tool 16mm x 740mm(SCM440)
- 1pc - Chisel 16mm x 185mm x 27mm (CRV6150)
- 2pc - Scraper 16mm x 185mm x 75mm (CRV6150)



KA-5558-C 3-IN-1 Multi-Function Tool Kit

1pc - Chisel 16mm × 185mm × 27mm
 1pc - Nail Puller 16mm × 185mm × 27mm
 1pc - Scraper 16mm × 185mm × 75mm
 Material : CRV6150



KA-5558-D 7-IN-1 Multi-Function Tool Kit

2pc - Center Punch (16mm × 5mm) (16mm × 6mm)
 2pc - Chisel 16mm × 185mm × 27mm
 2pc - Scraper 16mm × 185mm × 75mm
 1PC - Nail Puller 16mm × 185mm × 27mm
 Material : CRV6150



KA-5558-G 7-IN-1 Multi-Function Tool Kit

1pc - Scraper 16mm × 185mm × 75mm (CRV6150)
 1pc - Slide Hammer Hook
 2pc - Chisel 16mm × 185mm × 27mm(CRV6150)
 3pc - Rear Axle Bearing Puller
 Size: 1", 1 $\frac{7}{8}$ " , 1 $\frac{5}{16}$ " , 2 $\frac{3}{8}$ " , 1 $\frac{3}{8}$ " , 2 $\frac{7}{8}$ " (SCM 4140)



KA-5558-H 7-IN-1 Multi-Function Tool Kit

2pc - Chisel 16mm × 185mm × 27mm(CRV6150)
 4pc - Bearing Hole Puller (SCM440)
 Size: 10-14 mm 15-19 mm 18-25 mm 25-32 mm
 1pc - Scraper 16mm × 185mm x 75mm(CRV6150)




KA-5558-J 3-IN-1 Multi-Function Tool Kit

1PC- $\frac{11}{16}$ " TIE ROD
 1PC- $\frac{15}{16}$ " BALL JOINT
 1PC- $1\frac{1}{8}$ " PITMAN ARM
 Material : SCM45°



KA-5558-K 6-IN-1 Multi-Function Tool Kit

1pc -Scraper 16mm × 185mm x 75mm(CRV6150)
 2pc -Chisel 16mm × 185mm × 27mm(CRV6150)
 1PC- $\frac{11}{16}$ " TIE ROD (SCM45°)
 1PC- $\frac{15}{16}$ " BALL JOINT (SCM45°)
 1PC- $1\frac{1}{8}$ " PITMAN ARM (SCM45°)




KA-5081K 4pcs Chisel Set

KA-5081A	Chisel with holder	Blade: width 60mm Thickness: 11mm L: 245mm
KA-5081B	Chisel with holder	Blade: width 26mm Thickness: 7mm L: 230mm
KA-5081C	Chisel (KA-2916-FLAT)	Blade: width 23mm Thickness: 6mm L: 298mm
KA-5081D	Chisel	Blade: width 26mm Thickness: 7mm L: 230mm



KA-6405 Body Shop Supplies Specialist

- 16" Plastic Sanding Board




KA-6859 Curved Tooth/File Holder

- Holds 350mm flat, flexible files only
- Adjustable frame



KA-3549 Auto Body File (red painted) w/blade

- Hand: Aluminum Alloy



KA-6039 Sanding Block

- 1/4" x 2" x 3" Black Rubber
- Sad irregular, slat and curved surfaces.
- Great for water sanding, feather-edging and spot putty.



KA-5244 Sanding Block

- 88.3mm x 85.2mm x 9.5mm Black Rubber.
- Sad irregular, slat and curved surfaces. Great for water sanding, feather-edging and spot putty.



KA-7660



KA-7660P

- High power magnet to hold the impact wrench & socket.
- Put on the tool chest or to pole lifter to hold the impact wrench.

KA-7660

Tool Hold With Two Magnetic Pad (Metal)

- Capacity: 15 kgs

KA-7660P

Tool Hold With Two Magnetic Pad (POLYA CETATE)

- Capacity: 21kgs



KA-7819 Magnetic Holder For Impact Wrench (iron + iron oxide)

CAPACITY: 15kgs

FUNCTION:

1. This magnetic holder is designed for holding most pistol type impact wrenches and impact sockets.
2. Special magnetic structure can firmly attach to ferric surface up to 15 lbs.
3. The magnetic holder can easily hold one impact wrench, four impact sockets, and other tools, like screwdrivers.
4. With PE coating finishing, this magnetic holder is environmental compliance.
5. Screw-holes design, you can screw the holder on nonferrous surface (two screws included).
6. Wire hook for organize air hoses or electric wire.



KA-2871 Simple Magnetic Impact Wrench Holder

- Capacity: 2.7 kgs



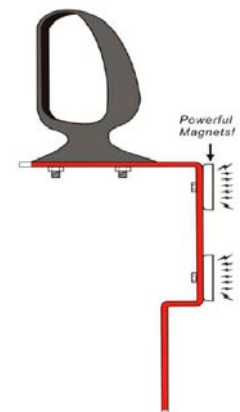
KA-7660S All Plastic Magnetic Impact Wrench Holder

- Capacity: 8.1kgs



KA-7660A Side View Mirror Holder

- Spray and dry odd-shaped trim and wing mirrors quickly and easily.
- Fix trim to spray-aid and hand-hold to spray.
- Then fix to wall in spray-booth to dry using two strong magnets.





KA-7795K 5pcs Drift Punch Set

- Ø 25 and 30 mm
- 1 pc- anti-vibration sheathed handle
- 2 pc - brass tips Ø 25 and 30 mm – effective length: 40mm
- 2 pc- polyamide tips Ø 25 and 30 mm – effective length: 40mm



KA-7796K 15pcs Drift Punch Set

- Capacity: Ø 3 to 8 mm
- 1 pc- anti-vibration sheathed handle
- 5 pc- steel nail tips Ø 3 to 8 mm – effective length: 40 to 65mm
- 5 pc- steel drift punch tips Ø 3 to 8 mm –effective length: 40 to 65mm
- 4 pc -brass tips Ø4 to 8 mm – effective length: 20 mm



KA-7797K 19pcs Drift Punch Set

- Capacity: Ø 10 to 20 mm
- 1 pc- anti-vibration sheathed handle
- 5 pc- steel tips Ø 10,12,14,16,18mmeffective length: 60mm
- 3 pc- brass tips Ø 12,16,20 mm – effective length: 40mm
- 3 pc- brass extension tips Ø 12,16,20 mm –effective length: 20mm
- 3 pc- polyamide tips Ø 12,16,20 mm – Length: 40mm
- 3 pc- polyamide extension tips Ø 12,16,20 mm – effective length: 20mm
- 1 pc- extension 217.R12, effective length 100mm



KA-7798 Welded Hinges Door Removal Tool

- Works for removing both solid and hollow hinge pins of welded door hinges.
- Works for all cars with welded door hinges.
- Door Spring Removal Tool included.



KA-7801 Ratchet Wrench for Door Hinge Bolt

14 x 14x 6P

PA-898 / PA-898K Air Automatic Hammer is a unique type of tool, it is not like regular Air Hammer which is for stamping the nails. Our PA-898 / PA-898K is versatile. By using different hammer tip, use it on Car Body Repair, Furniture Assembling, Installation and all sort of jobs that you use with regular hammer.

PA-898 / PA-898K hit 1000 blow per minute, this speed is incomparable by our bare hands. With 1000 blow per minute, it makes all the jobs quicker and easier and also labor-saving.

PA-898 / PA-898K is made with Japan-standard with the quality that you could rely on.



PA-898 Air Automatic Hammer

- Include two hammer head.
Medium Soft Plastic Hammer Head.
Aluminum Hammer Head
- Weight: 2 Lbs (1 kg)
- Height: 3-5/8"
- Air Consumption: 2-4 CFM
- Hammer Tip: 1-1/2" diameter.
- Blow Per Minute: 1000 BPM
- Operating Pressure: 30 - 125 PSI

PA-898K Air Automatic Hammer Kit

- Include six hammer tip:
Super Soft Plastic Hammer Head
Soft Plastic Hammer Head
Medium Plastic Hammer Head
Hard Plastic Hammer Head
Aluminum Hammer Head
Steel Hammer Head
- Weight: 2 Lbs (1 kg)
- Height: 3-5/8"
- Air Consumption: 2-4 CFM
- Hammer Tip: 1-1/2" diameter.
- Blow Per Minute: 1000 BPM
- Operating Pressure: 30 - 125 PSI



KA-7804K 2pcs Hog Ring Fastener Plier Set

- Great pliers for upholstery jobs on all vehicles.
- Design for installing Hog Ring fasteners
- Gripping Hog Rings for closure.
- Pliers loaded with spring to hold the hog ring in jaws while using.
- Cushioned grip handle for comfort use.

KA-7804A 45° Hog Ring Fastener Ring Pliers

KA-7804B Straight Hog Ring Fastener Ring Pliers



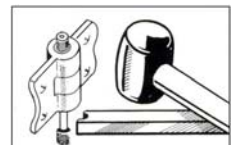
KA-7846 HOG RING PLIERS SET

For closing hog rings to repair passengers car sets.
Suits each type of vehicle use.



KA-9019 Door Pin Extractor

- For the easy removal and replacement of door hinge pins. Choose the correct punch for the door hinge.
- Remove the threaded end cap. Slide the punch upwards through hinge and screw back the end cap. Fit the cranked handle onto the punch using the slotted end and tap gently with a mallet to draw out the pin.





KA-4316 Door Jammer

- Holds door open while you hammer, pull grind, sand or paint.
- For door and deck lids
- Fits any size latch.



KA-6961K Euro Door Hinge/Handle Kit

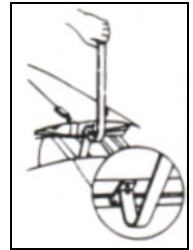
Finally, a compact solution to accessing the special fasteners found on the door hinges & door HANDLES OF VW/AUDI, MERCEDES-BENZ and PORSCHE. Includes 4 door hinge bits (less than 1 inch long) with slender ratcheting wrench and extra long drivers for accessing MERCEDES and VW door handle fasteners.



KA-6426 Door Adjuster

Simply slide pin end of tool into door latch and close door until tool engages door striker. Now raise or lower tool handle to align door. Comes with tow-headed pin adapter for both large and small latches. Specially designed handle for optimum leverage, makes adjustment fast and easy.

- Adjusts door hinges on most all cars and light trucks.
- Will adjust doors with either bolted or welded hinges.



KA-6034 Door Hinge Puller

- 4 Punches & crank handle
- for easy removal and replacement of door hinge pins available are 4 sizes pins for most of cars:

Ø 3.00mm x length 110mm	Ø 5.50mm x length 110mm
Ø 5.00mm x length 110mm	Ø 5.00mm x length 125mm



KA-5245 Alignment Bar

- Aligns bumpers, panels, hoods, decks and brackets.
- Heavy duty 1-1/4" diameter tubing with two welded hooks for strength and versatility 1/4" chain, 6" long, hooks on both ends.
- Length: 52" (1330mm)
- Chain: L: 73" (1860mm)



KA-4317 E-Z Store Door Aligning Bar

- Finally a convenient door aligning tool
- Saves space. Fits easily into your tool drawer.
- Uses your breaker bar for leverage.
- Save time. You won't have to hunt for the shop tool.



KA-9021



KA-9020

- For the repair of damaged door lock apertures.
- Suitable for flush fitting or recessed lock holes.

KA-9021

Door Lock Hole Reforming Tool

KA-9020

Door Lock Hole Reforming Tool With Handle



KA-6048 Door Frame Opener

- Capacity: (A) 820 TO 1100mm (B) 1300 TO 1750mm

That is suitable door frame, engine case, luggage dace, ...etc. reform the deform portion employed, designed for left & right teeth, simple of operating and rapid. The extension range for sedan, compact car etc., is 820-1100mm. The extension range for truck bus etc., large car is 1300-1750mm.



KA-6407 Door Buzzer Sanity tool

- Fit most cars application with door jam buzzer switch located by door hinges
- Eliminates irritating door buzzer sound when performing service on cars with door open and ignition with "ON"
- Tool pushes on door jam switch and shuts buzzer "OFF"
- High tension spring keeps consistent pressure on door jam switch
- The flag reminds user to remove tool before closing the door



KA-6451 Door Aligning Tool

- The tool is equipped with two universally-sized sharp-knurled wedges of hardened steel for a sold, no-slip grip.
- A flexible handle of spring steel wire connects these wedges.
- Designed for easy access behind both deep box and shallow well hinges.
- Large wedge locks solidly for front door aligning.
- Small wedge easily fits shallow wells of cars.



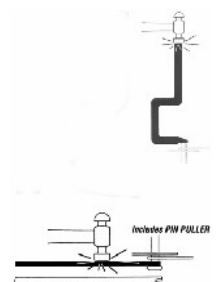
KA-6452 Door Buzzer Sanity Tool

- Designed for most of cars with door buzzer located on post behind front door.
- Eliminates irritating door buzzer sound when performing service on vehicle with door open and ignition switch "ON"
- The flag reminds user to remove tool before closing the door.



KA-6825 Door Hinge "Pin Popper"

- Removes door hinge pins FAST
- Drives out even stubborn hinge pins
- Direct impact
- Works on all GM cars with removable hinge pins
- Includes PIN PULLER to remover loosened pins





KA-4304 DZUS Coin Head Screwdriver

This driver features a specially curved tip to fit Dzus and many other coin headed style screws where the slot has a concaved base. This style fasteners are found on body panels, cowls etc, on aircraft, trucks and special purpose vehicles.


Tip width: 9/16" (14mm)

Length: 5" (125mm)



KA-2137 Emergency Door Lock Opener

4 step Folding 22" (500mm)



KA-9001-1 Universal Lockout Tool Set

The UNIVERSAL LOCKOUT TOOL SET is produced for the purpose of opening door of both domestic & foreign vehicles.

Note: For better knowledge of door locking system, consult your vehicle manufacturer's manual before using these tools.



KA-6633 17pc Deluxe Lockout Tool Set

Tool identification chart

119-6	Knob knabber	235-4	Wide bard - 24"
235-2-02	Reverse zinger	235-2-08	Astro camaro tool
235-2-06	Japaneasy button hook	235-2-05	Dual tool
235-2-01	Inside button hook	235-2-10	Button pull
119-3	Wonder tool	235-2-09	Double curve
119-4	Wedge	235-3	Thin bar - 22"
235-2-07	Porsche tool	235-2-04	Mercedes, VOLVO tool
235-2-03	Camry Chrysler tool	119-2	Gas cap key



KA-6633-7 7pc Lockout Tool Set

The universal lockout tool set is produced for the purpose of opening door of both domestic and foreign vehicles.

Note: For better knowledge of door locking system, consult your vehicle manufacture's manual before using these tools.



KA-2822 VW Air bag Removal Tool

- For removal of the driver side airbag from steering wheel on 1999-04 new bodystyle VW PASSAT, JETTA, GOLF and EBBTLE.



KA-3989 Airbag Release Tool GM

- Tool Design for fast release of the retention springs for removal of the steering wheel airbag module on GM models.
- Vehicles include BUICK, CADILLAC, CHEVROLET, PONTIAC, some trucks and minivans.




KA-3592 Air Bag Release Tool Kit

- Use to remove the air bag module from the steering wheel .
- Work on many GM, Ford and Mercedes Benz vehicles .
- Applications: Ford 2000-2004 Taurus/Sable, 1999-2003 Windstar VanGM 1999-2005 Chevrolet Impala, Lumina, Monte Carlo, Venture, Pontiac Bonneville, Grand Prix, Montana, Buick LeSabre, Century, Regal, Olds Intrigue, Cadillac El Dorado, Deville, STS,SLS Mercedes Benz Models 107,123, 124, 126, 129, 140, 163, 164, 170, 201, 202, 203, 208, 209, 210, 211, 215, 219, 220, 221 and 463.



KA-3978 7pcs Airbag Removal Tool

- VW PASSAT B 5, POLO, LUPO, AUDI A4 UND A6, SKODA SUPERB
- VW GOLF 4, NEW BEETLE, SEAT, SKODA FABIA, OKTAVIA AB BJ. 99
- VW GOLF 4(BJ. 1998-2004), VW-PASSAT AB BJ. 1997, BORA AB BJ. 1999
- VW-MODELLE U.A : PASSAT
- AB BJ.2000
- Air bag removal tool is used to remove drivers airbag from steering wheel on 1999-04 new body style VW PASSAT, JETTA, GOLF and BEETLE.
- MERCEDES-BENZ, BMW (MEUE MODELLE)



KA-3978A 12pcs Airbag Removal Tool Set

5- 1/4" Dr. x 87mm(L) Bit Socket:

2- Torx: T25 (for BMW), T30(for AUDI, OPEL, RENAULT, VW)

2- Torx (tamperproof): T25H (for BMW), T30H (for AUDI, BMW, MERCEDES, OPEL)

1- Hex: 5mm (for AUDI)

7- Airbag Removal Tool:


2- A: VW PASSAT B5, POLO, LUPO; AUDI A4,A6; SKODA SUPERB

2- B: For VW GOLF 4, NEW BEETLE, SEAT, SKODA FABIA, OKTAVIA AB BJ. 99

1- C: For VW GOLF 4 (BJ, 1998-2004),
VW PASSAT AB BJ, 1997, BORA AB BJ.1999

1- D: For VW-MODELLE U.A: PASSAT AB BJ.2000

1- E: Airbag removal tool is used to remove driver airbag from steering wheel on 1999-04 new bodystyle VW PASSAT, JETTA,GOLF & BEETLE



KA-2415 Hear Honda Four Wheel Steering Tool

- After making necessary adjustments to front caster & camber and rear camber, center the steering wheel in the straight ahead position.
- Remove the gearbox cap bolt.
- Install the KA-2415 tool into the rear steering gearbox.
- Turn the steering wheel right or left slightly until the tool seats fully.

Note: the red mark on the pin will not be visible when the tool is completely seated properly.

Caution: Do not turn the steering wheel when the tool is in place or damage may result to the tool or gearbox.

- When the alignment is completed, remove the KA-2415 tool and replace the gearbox cap bolt. Road test vehicle for proper steering wheel alignment.



KA-1620

Steering Wheel Level

- The steering wheel level is a sturdy and simple tool used to assure a level steering wheel during a front-end alignment procedure.
- The tool easily attached to the steering wheel at the beginning of the alignment procedure.
- It is spring-loaded for automatic centering and self-retaining.



KA-1620A

KA-1620

- Suitable for inside diameter of steering wheel from 254mm to 355mm.

KA-1620A

- Suitable for inside diameter of steering wheel from 154mm to 355mm.



KA-7028
Steering Wheel Holder



KA-7028K
Steering Wheel Holder & Pedal
Depressor Kit



KA-3044
Brake And Accelerator Pedal Jack

Trigger-controlled unit slides handle to any position on 28-1/2" shaft. Thumb lock releases pressure easily. Use as pedal depressor.

STEERING WHEEL:

- Firmly holds steering wheel in position when setting toe angle.
- Has a trigger - controlled mechanism and a thumb lock release.

PEDAL DEPRESSOR (BRAKE GAS):

- This brake and gas depressor is designed to use the front seat of the car to obtain lever age.
- Place the point end of depressor on the pedal and use the small release lever above the spring to free the trigger mechanism in order to place the jack in place against the seat.
- Then press the trigger mechanism to put pressure on the brake or gas pedal. The pedal jack will maintain the pressure until the release lever is pressed.





KA-1011 Steering Wheel Puller

Contains all the tools needed to pull steering wheels including the 'X' and 'K' cars and Japanese imports.



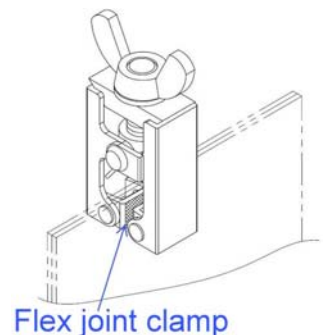
KA-6818A Universal Steering Wheel Puller

This puller remove steering wheels on most domestic and imported vehicles, with or without telescoping steering columns. Five sets of cap screws are included for various thread requirements. The forcing screw features a swivel end to protect steering shaft.

Cap screws included (pairs):
 3/8" -16 x 3-1/2
 5/16"-18 x 3-1/2
 5/16"-24 x 3-1/2
 5/16"-18 x 4(SIR)
 M8-1.25 x 90mm

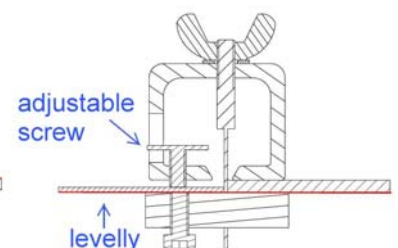
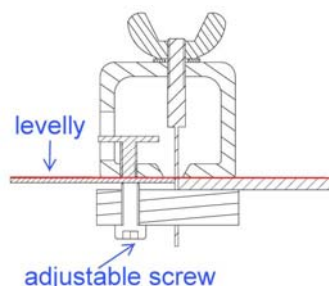
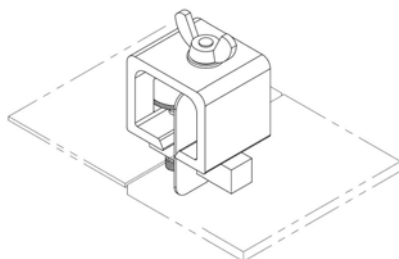
KA-3256 Micro Welding Clamp (4pcs/set)

- A fast and effective method of fastening materials for pinch/spot welding
- Unique design generates huge clamping force, ideal for automotive applications and especially effective for positioning.
- Body panels prior to welding, apply to small spaces, such as: truck edges, windows edges, door columns, hatchback...etc
- Adjustable thickness clamp from 0 to 7mm
- One piece size: 230 x 140 x 20mm



KA-3257 Butt Welding Clamp (4pcs/set)

- A simple and efficient way of ensuring a perfect welded butt joint
- Holds panels edge to edge with almost allows accurate joining of dissimilar thicknesses of materials
- Patented level adjustment allows accurate joining of dissimilar thicknesses of materials
- Level adjustment allows flat alignment of top or bottom surface of panels
- Level adjusts between 0 and 3mm either side
- One piece size: 230 x 140 x 30mm





KA-9046A



KA-9046B

KA-9046A Multi-Functional Slide Hammer Puller KA-9046B Slide Hammer Puller – Heavy Duty Type

- Rapid and easy repair system for diversified dent.
- Easy to use and almost invisible after repair.
- Use with connector (KA-9045A, KA-9045B, KA-9045C)



Notice: the kit is not recommended for the severe degrees of dent.









KA-9048A Headlight/Scratches/Oxidation Repair Kit


- Fast and easy for repair of headlight scratches and oxidation.
- Content:
 - Polish tool
 - 2pcs – 3" inches of precision grinding abrasive grit piece P1200 2/pcs
 - 1pc – 3" white wool
 - 1pc – 3" black sponge
 - 1pc – 3" polishing chassis
 - 1pc – Gray diamond composite #1
 - 1pc – Yellow diamond composite #2



Windshield Repair Kit KA-9047A KA-9047B

- Content:
- 1 x fixed support
 - 1 x plunger 8.0mm rubber mouth
 - 1 x barrel 8.0mm rubber mouth
 - 1 x Resin (1.5g)
 - 1 x razor blade
 - 1 x instruction
 - 10 x curing film

 <p>Step 1: clean the repair area, then place the suction cup tool(made sure the ring is centered above the chip)</p>	 <p>Step 2: insert the resin chamber into center ring until it touches the impact pint.</p>	 <p>Step 3: squeeze resin into resin chamber.</p>
 <p>Step 4: Screw and unscrew the pressure driver into resin chamber to release any air trapped in the chamber till chip is repair.</p>	 <p>Step 5: Remove tool, and then apply curing strips.</p>	 <p>Step 6: Move windshield into direct sunlight (about 10 minutes), then scrape off excess resin.</p>



KA-5196

KA-5196A

KA-5196 / KA-5196A Panel Gap Alignment Gauge

- It is a simple and essential tool for correct body alignment and damage assessment. (the gaps on hoods, deck lids, doors...).
- Very useful tool, especially for bearing work and for gauging slots.

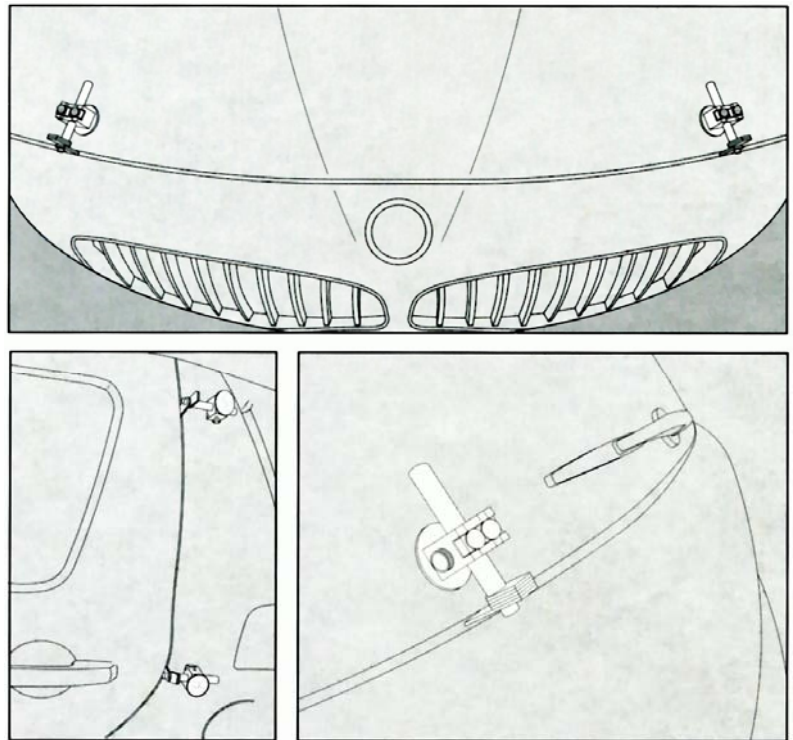


KA-3728 Assembly Gauge (2pcs/set)

For professional windshield installation in accordance with the manufacturer's instructions, you must observe specific clearance between the glass and car body. Tool can be used as a welding gauge for car body repair.

Contents:

- 1mm plate with 10 plates ea,
- Suction cups & flexible magnet for securing to auto.



KA-7834 Panel Gap Controller (2pcs)

- For fitting work of vehicle body parts:
 1. Allows the gap to be set from 1mm to 10mm (original dimension can be determined in advance).
 2. Can be adjusted to all possible positions.
 3. Not only controls the gap but also acts like a bumper during fitting work.
 4. No damage or scratching.

10pcs plastic gauges





KA-5458R Light Cover Remover

- Removes light covers without creating damage on the cover.
- Head with a special angle helps remove light covers easily.
- Rubber covered body prevents scratches on body paints.
- Large handle provides comfortable grip.



Operation:

1. Slide the head part of the tool into the gap on the light cover (as Fig. 1).
2. Slightly pry the light cover.
3. Repeat the previous two steps on several locations on the light cover.

KA-6982 Light Cover Remover Set – 2pcs/set

- Easily removes automobile front and tail light covers without cracks.
- Universal application for light covers with clips, but not for those fixed with screws and nuts.
- Slip-resistant handle provides secure gripping.
- Plastic probes avoid creating scrapes on light cover surface.

Specification:

A: Plastic probe

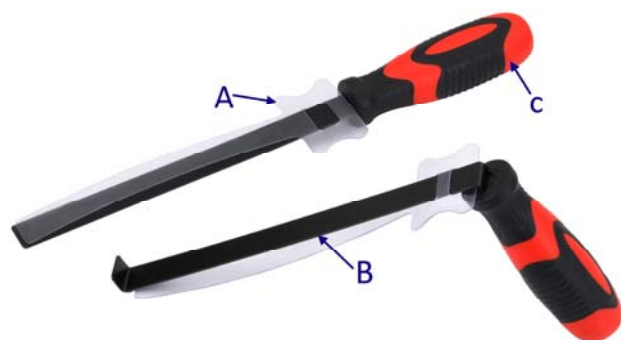
Material	PC
Length	198mm
Width	18.4mm
Thickness	0.7mm

C: Handle

Color	Black & Red
Length	118mm
Diameter	28.2mm

B: Remover

Material	S50C
Hardness	38-39 degree
Surface finish	Black
Length	220mm
Width	17mm
Thickness	1.2mm



Instruction:

Step 1: Locate light cover clips by the plastic probe. (fig. 1)

Step 2: Make sure the clips location. (fig. 2)

Step 3: Use the straight or angled remove to lift up the light cover. (fig. 3)

Step 4: Light-related services can be done.



Fig. 1



Fig. 2



Fig. 3



Fig. 4



- ✓ Clip 1, could be removed by the straight remover. (fig. 6)
- ✓ Clip 2, with its limited access, could be removed by the angled remover. (fig. 7)



fig. 6



fig. 7


KA-9060K Pneumatic Puller

Specification:

- Idea for repair the vehicle body small damage.
- Provide with pneumatic operation for easy to use.
- Design the pressure & flow control valve for safety operation.
- Stainless steel with plastic protect for high quality & long life.
- Air inlet: 1/4"
- Operating pressure: 3~10 bar (0.3~1MPa) (40~145Psi)
- Front of pneumatic cylinder with air vent, can be makes center shaft movement smoothly and help to cool down hotmelt glue.

Contents:

- 1pc Pneumatic Small Dent Damage Puller.
- 10pcs Glue pads.
- 1pc Extension Adapter.



Operation Steps:

- Step 1: Choose the suitable pad, and put some hot glue on pad by hot glue gun.
- Step 2: Use heat gun to blow the hot glue of the tab to soften the hot glue.
- Step 3: Stick the pad to the small dent of the car, and use the heat gun to blow again to fix the pad and the small dent.
- Step 4: Wait for 5 seconds to cool the hot glue, and try to pull the pad by hand to check the pad and the small dent are stuck.
- Step 5: Connect the pneumatic small dent puller damage to the air compressor.
- Step 6: Adjust the pressure control valve of the puller. Then, hook the connective hook of the puller with the pad, and make sure they are hooked.
- Step 7: Adjust the two adjustable screws to make sure the height of the connective hook is suitable.
- Step 8: Press the trigger of the puller until the dent is recovered.
- Step 9: If it is necessary, rotate the puller to different angles and repeat the step 8 to make sure the whole dent is recovered.
- Step 10: Separate the puller and the pad, and then use the heat gun to soften the pad until the pad can be removed.
- Step 11: Use the heat gun to blow the glue on the dent place, and use the plastic scraper to scrape the remaining glue. And the dent recovery is finished.



Pad size:

				
47 x 32mm	39.1 x 26mm	32 x 21.5mm	31.5 x 16mm	39.2mm
				
34mm	30.5mm	24mm	19mm	14mm



KA-8401 Multifunctional Mini Hammer Tools Set

- Mini hammer with six different interchangeable tips.
- Contents:
 - 1pc round copper
 - 1pc flat copper
 - 1pc flat plastic
 - 1pc round rubber
 - 1pc round aluminum
 - 1pc round steel



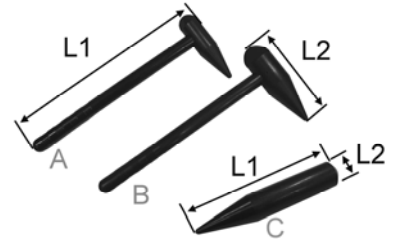
KA-8401AH Hard and Soft-Sided Hammer, Nylon Shaft

For automotive interiors and car sheet metal.



KA-5291 Hammer Rubber Body Repair

- A: R3.75mm, R15.5mm, L1: 120mm, L2: 316mm.
- B: R3.75mm, R20.25mm, L1: 136mm, L2: 318.5mm.
- C: Rubber Body Repair: L1: 25 mm, L2: 140 mm.



KA-5361 Door Panel Remover Lever

- To loosen the attachment plug on door trims.
- VW sharan, Touareg, Touran, the Phaeton
- SEAT alhammbra
- Ford Galaxy



KA-2202 Airbag Removal Tool for Land Rover

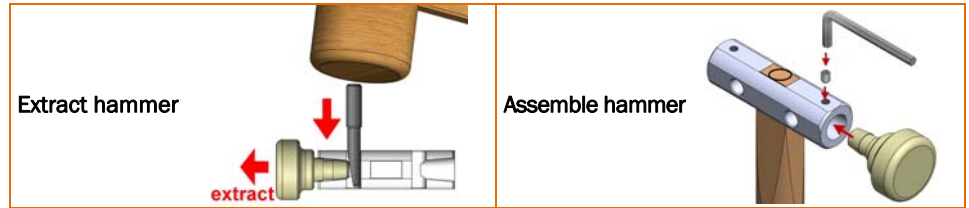
- To release the driver airbag module from steering wheel.
- Suitable for land rover discovery 3-4, Freelander 2 and Range Rover Sport.

Instruction:

1. Place the hook into the small slot on the side of the steering wheel rear casing.
2. Insert the tool and then engage the retaining spring.
3. Pull on the tool while pushing gently on the airbag (to reduce the pressure on the retaining spring).

KA-5267 13pcs Changeable Hammer Kit

- A complete set of changeable hammer kit.
- Special hammer heads made of different materials to service different surfaces made of different materials.
- Slim head great to service surface precisely.
- Light, Compact, Easy to Assemble.



Hammer surface:

Copper alloy head		Aluminum head		Stainless steel head	
Plastic head		Larger dentate head		Lesser dentate head	
Oblique head		Sharp-pointed head		Flat-bottom head	

KA-6787

Aluminum Body Hammer Set

Aluminum hammers help prevent cross contamination on aluminum bodied vehicles. Aluminum hammers provide more forgiving strike than other hammers, avoiding further damage to aluminum panels.



Contents:

KA-6787-01	Aluminum Round large head hammer			
KA-6787-02R	Aluminum Pein / Finishing Hammer	Horizontal	Large	
KA-6787-02S	Aluminum Pein / Finishing Hammer	Vertical	Large	
KA-6787-03R	Aluminum Pein / Finishing Hammer	Horizontal	Medium	
KA-6787-03S	Aluminum Pein / Finishing Hammer	Vertical	Medium	
KA-6787-04R	Aluminum Pein / Finishing Hammer	Horizontal	Small	Rubber Cap
KA-6787-04S	Aluminum Pein / Finishing Hammer	Vertical	Small	Rubber Cap
KA-6787-05	Aluminum Bumping Hammer			
KA-6787-06	Aluminum Pick / Finishing Hammer			



KA-3816

Aluminum Body Hammer & Dolly Set

- Aluminum hammers help prevent cross contamination / provide more forgiving strike on aluminum bodied vehicles.
- Rubber dollies provide a lighter option when accessing a tight, confined location behind an aluminum panel.



Contents:

	Item No.	Description
1	KA-6787-02RS	Aluminum Pein / Finishing Hammer (Vertical - Large)
2	KA-6787-05	Aluminum Bumping Hammer
3	KA-2890L	Rubber Heel Dolly
4	KA-6685	Rubber General Purpose Dolly
5	KA-2890F	Rubber Toe Dolly

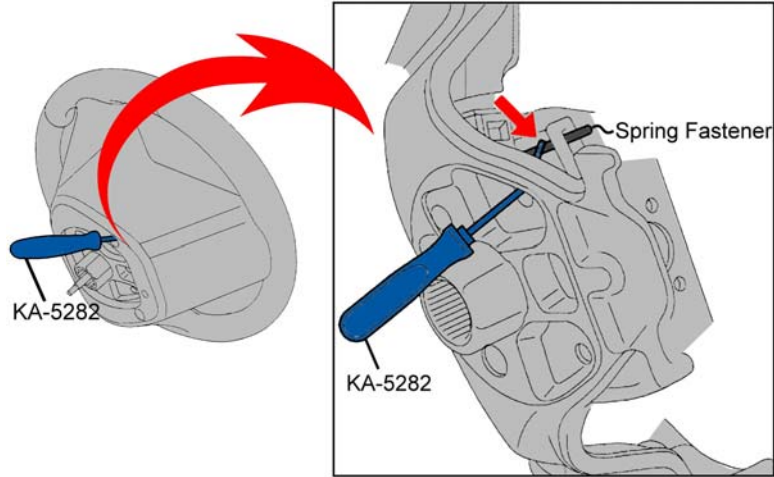


KA-5282 Opel Airbag Removal Tool

Specifically angled blade design for removing the airbag on Opel Insignia and Astra J (2008 - present).

Operation:

1. Lower the steering column and move to the maximum rear end position.
2. Turn the steering wheel to a 3 o'clock and 9 o'clock position so that the holes are at the top.
3. Insert the tool(KA-5282) through both access openings and push the spring fastener inward to release the steering wheel inflator from the steering wheel.



KA-5276 Door Hinge / Handle Driver Set

- T-20 Torx Screwdriver
- T-25 Torx Screwdriver
- T-27 Torx Screwdriver
- T-30 Torx Screwdriver



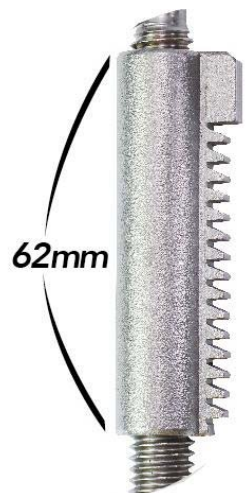
KA-2353 Locking C-Clamp With Swivel Tip

- **Quick-Adjusting ratchet locking Mechanism.**
- With swivel pads.
- Max. Width of jaw: 110mm
- Material: Forged CR-V steel handle and jaws, Hardness of pad is 50 HRC, Nickel plated
- Smooth ratcheting & moveable jaw allows it to be used with different sizes of fastener head.
- 3-Rivet (12"-Max. Length)



KA-2354 Locking C-Clamp With Regular Tip

- **Quick-Adjusting ratchet locking Mechanism.**
- With fixed pads.
- Max. Width of jaw: 110mm
- Material: Forged CR-V steel handle and jaws, Hardness of pad is 50 HRC, Nickel plated
- Smooth ratcheting & moveable jaw allows it to be used with different sizes of fastener head.
- 3-Rivet (12"-Max. Length)



KA-2355 Locking Plier

- **Quick-Adjusting Ratchet locking Mechanism.**
- Curved jaw with wire cutter
- Max. width of jaw: 70mm
- Material: CR-MO steel jaw & CR-V steel handle, hardness of jaw is 60 HRC, nickel plated.
- 3-Rivet (12"- Max. Length)




KA-5308 Deep Hook Set

For fast hook-ups on cowl, door posts and truck opening, or to reach into cramped places.

- Capacity: 4 tons

Contents:

Large bracket x 1
Small flat bracket x 1
Small fast bracket x 1
Adapter x 1
Pin x 1



KA-2182 Soft Tip Air Hammer Set

- Includes Aluminum, Brass, Steel & Nylon air tipped tools
- Non sparking
- Non marring for sensitive surfaces
- Replaceable hammer heads
- Lifetime warranty on body
- For aluminum body cars
- 0.401" Shank tools
- Contents:
A: Polished steel hammer x 1pc
B: Copper alloy hammer x 1pc
C: Plastic hammer x 1pc
D: Aluminum hammer x 1pc



KA-6595 Puller Hook

Removal of e.g. the additional light, interior lining, interior lighting shade etc. For VAG group (VW, Audi, Skoda, Seat):

VW Golf (1998~), Bora(1999~), Golf Plus(2005~), Jetta(2006~), Crafter(2006~), Tiguan(2008~), Passat(2006~), Scirocco(2009~).

Audi TT(1999~), A2, A3, A4, A5, A6, A8, Q5, Q7, R8.

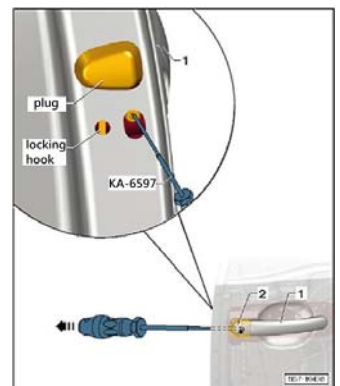
For removing the front grille of the VW transporter(1991~).

OEM Ref. VW 3370



KA-6597 Door Handle Removal Tool

- Used for removal and installation of the lock cylinder housing on doors with no lock cylinder.
- This removal tool for car door handle allows trouble-free loosening of the hard-to-reach locking hook.
- Suitable for: VW Golf(VI), Fox, Tiguan, Passat B6(3C) / Audi Q7, etc.



KA-6597A Door Handle Removal And Installation Tool (VAG)

- Used for removal and installation of the exterior door handle.
- Suitable for: VW Golf Sportsvan 2015 >, etc.
- OEM Ref. T10539





KA-3345A PDR Light (LED)

- 3 lines of aluminum PCB 5050 SMD rigid LED strip (6200K).
- Black & White striped lens cover (270 x 155mm).
- Anodized aluminum shield.
- Adjustable stand with suction cup.
- 12V – 5m cord.



KA-3345 PDR Line Board

Great visual aid for PDR (paintless dent repair), it allows you to locate your tool tip as well as see the distortion of dent on the panel.

- 240 x 200mm board with suction cup, can be positioned at any angle.
- White board with black lines for medium to dark coloured vehicles.



KA-9000 Foldable PDR Line Board – 800mm

- Great visual aid for PDR (Paintless Dent Repair).
- Works well for insurance adjusters and taking photos of damage.
- Foldable in few seconds, 800mm → 300mm.
- Compact, light-weight, easy to store.

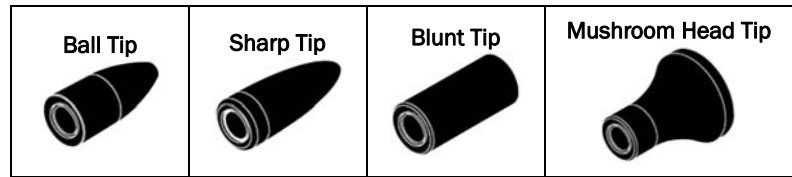
Examples of how the flexible PDR line board can be used are as follows:

- ✓ For documenting damage during handover of leased vehicles.
- ✓ For documenting minor damage to motor vehicles (parking damage).
- ✓ For documenting degree of deformation after a road traffic accident.
- ✓ For documenting quality of repair (surface finish).
- ✓ For quality control of surfaces in industry.



KA-5287 Aluminum Blending Hammer (Changeable Tips)

- Aluminum blending hammer with 30cm(12") shaft.
- Tips conveniently store in the comfortable handle.
- Four changeable tips for different needs.
- Material: Aluminum & POM



KA-5287A Aluminum Tap Down Tool Kit (PDR)

- Aluminum tap down with non-scratch tip.
- Adjustable in length for different needs: 70mm(100mm(3-15/16")
- 4 changeable tips with 5/16" threads.



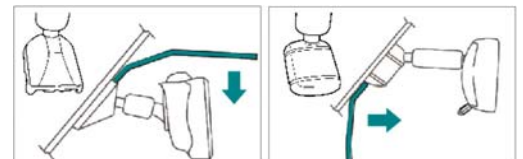
KA-5287H Blending Hammer and Tap Down Tool Set

- Aluminium blending hammer with 300mm (12") shaft.
- Aluminum tap down tool (adjustable in length: 70mm(2-3/4") ~ 100mm(3-15/16")
- 4 changeable tips with 5/16" threads.
- Tips conveniently store in the comfortable handle.



KA-7288 Mirror Removal Tool for Ford

- A new type of mirror is being installed for the first time in Europe in Maverick(2004~), Kuga(2012~), Transit / Tourneo Connect(2013~), Mondeo(2014~), Mustang(2014~), C-Max(2015~), Edge(2015~).
- The special tool KA-7288 is needed for safe removal of the mirror.



KA-5438 Tablet Mount C-Clamp

- Designed to mount directly to your workbench.
- Rapid lock and release. Ideal for repetitious clamping.
- Use the T-shape screw head for easy adjustment.
- Also handy for use with drill press or saw bench.
- Five holes in base of tool allow fixing on machinery t-slots or on tables and workbenches.
- Clamps sections for drilling, light milling, welding, gluing, carving...etc.
- Swivel pad holds tapered work pieces without damaging them.
- Can lock firmly or attach loosely to permit sliding and/or pivoting.
- Constructed of high-grade heat-treated alloy steel for maximum toughness and durability.
- **Specification:**
 - Electrodeposition coating.
 - Length: 310mm
 - Weight: 775
 - Capacity: 4" (0-100mm)





KA-2216 Spot Weld Chisel

- Flat Splitting tool for the Manual Cutting of Spot Welds.
- For Panel Splitting
- THICKNESS:7.5MM, WIDTH: 26MM, LENGTH:240MM, Great to use with Hammer
- Made of CR-MOLY
- Hardened and Tempered.



KA-3496 Weld & Pull Clamp – Small

- For hard-to-hold pulls.
- Tack weld one of the reusable plates, then attach clamp and pull.
- Break tack weld with a grinding cut-off wheel or cutting torch.
- For use with pull plates (Not included).
- Capacity: 3 Tons.
- Dimensions:


Height	Width	Thickness
135mm	75mm	20mm



KA-3497 Weld & Pull Clamp – Large

- For hard-to-hold pulls.
- Tack weld one of the reusable plates, then attach clamp and pull.
- Break tack weld with a grinding cut-off wheel or cutting torch.
- For use with pull plates (Not included).
- Capacity: 3 Tons.
- Dimensions:

Height	Width	Thickness
132mm	230mm	20mm



Pull Plates For Weld & Pull Clamp

- Reusable plates for use with weld & pull clamp (KA-3496 and KA-3497)

Item No.	Size
KA-3487-1	1" wide x 75mm long
KA-3487-15	1-1/2" wide x 75mm long
KA-3487-2	2" wide x 75mm long
KA-3487-3	3" wide x 75mm long
KA-3487-4	4" wide x 75mm long
KA-3487-6	6" wide x 75mm long

Edging Pliers

- Excellent tool auto body works, designed to roll sheet metal edges such as fenders.
- Applicable for steel, copper, aluminium, zinc and lead sheets up to 1mm thickness.
- Edging pliers deliver a clean finish.
- Featuring ductile-iron construction.



KA-6979EPS Straight Type



KA-6979EP4 45 Degree



KA-6979EP9 90 Degree



KA-2814 Bulbs Pliers

- Special Pliers For Mounting And Dismounting Wedge Base Bulbs.
- Use For Most Car.



KA-2814A Bulb Pliers


- Rubber coated handles for comfort and secure application.
- Curve/Cup types gripping tips gives round gripping area to hold the bulbs and electronic components securely.
- Scissor design for easy operation.
- Great tool for working on hard-to- reach bulb position.



KA-2814S Bulb Pliers

Works on a vast array of miniature style bulbs commonly used in automobiles, boats, airplanes, pinballs, arcade / video games, vending machines, coin-op equipment and a multitude of electronic devices.

- Great tool for those hard to reach bulb locations.
- Safely removes bulbs, fits where fingers can't.
- Cup-type ends create circular gripping area.
- Rubber coated gripping area for secure and safe use.





Multi-Grip Self Adjusting Pliers

- Special design of jaws auto-adjust to any size with one-handed operation.
- Layered steel construction for added strength.
- Combo straight and V-type jaws for hex, square and round objects.
- Non-slip shaped cushioned grips for comfort.

KA-3801K 7" & 10"

KA-3801S 7"

KA-3801M 10"



Adjustable Ratcheting Wrench

- Combine adjustable and ratcheting functions.
- Forged with high-end stainless molybdenum vanadium steel.
- Easy to operate
- Time Saver

Item No.	Size
KT-C203A-0911	9mm, 10mm, 11mm, 11/32", 3/8", 13/32", 7/16"
KT-C203A-1214	12mm, 13mm, 14mm, 15/32", 1/2", 17/32", 9/16"
KT-C203A-1517	15mm, 16mm, 17mm, 19/32", 5/8", 21/32", 11/16"
KT-C203A-1820	18mm, 19mm, 20mm, 23/32", 3/4", 25/32"
KT-C203A	KT-C203A-0911+KT-C203A-1214+KT-C203A-1517+ KT-C203A-1820



Push the jaw to open the calmp onto the nut.



Drive the clamp to tight and release the nut.



KA-3256W Wheel Arch Clamp

- Quick and easy to set up in a second.
- Hassle free installation and removal.
- Versatile tool on many kinds of applications.
- Wing nut make any adjustment easily.





KT-1323 Twister Cleaning Gun

- To clean and remove dirt effectively especially from fabric surface.
- With pulse air with controlled liquid spray providing better outcome than high pressure washer.
- Bypass air design provide higher steam than original design.
- Flexible suction tube with unique bottle provide cleaning angle at 360°
- Large nozzle design cover bigger cleaning area which save working time.
- Capacity: 1L.



KT-1329 Pressure Foam Sprayer

- Specially designed spray nozzle creates delicate foam for effective cleaning.
- Large tank (12.5L/3.3 gallon) are suitable for spraying foam on several cars at once.
- Provided with a 6-meter long hose. No need to carry the tank around.
- Pull back square handle to release pressure.
- Temperature range: -40 to 80°C / -40 to 176°F.



KA-1366 Turbo Power Foam Gun

- Produce Rich and fluffy Foam that "Wrap" the dirt to remove the Dirt easily and completely.
- Remove the Automotive/Motorcycle/Scooter body dirt and stain easily.
- Professional Automobile Detailing
- Excellent for Construction/Building/Wall Bricks/Wall Dirt Removal
- Fast and Efficient.

Feature:

1. Light and Durable Aluminum Housing.
2. Max Pressure: 15 Bar
3. Large Volume: 1000ml

Working Pressure	0.3~1.5Mpa(3~15Bar)
Material	Body: Aluminum alloy Bottle: HDPE (1000 ml)
Port size	1/4 G
Air Consumption	8Bar≥300L/M
Temp Range	-5~+60 °c (Non frozen)
Shooting Range	2.5M (inlet 5Bar)

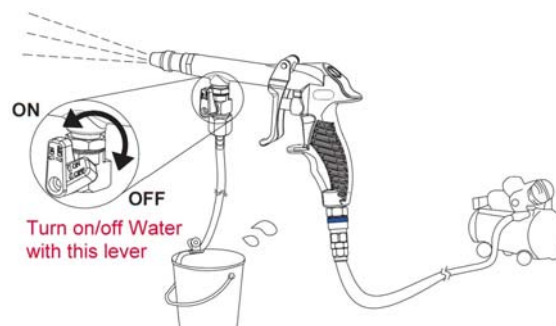


Diameter 16.5mm
Fit for regular hose

KT-1330 Dual Function Air / Water Cleaning Gun – High Pressure

Feature:

1. Use with or Without Water.
2. Dual Function:
 - ➔ Use with water as High Pressure Cleaning Water Gun.
 - ➔ Use as Air Gun to dry the surface. (by simply Turn the lever to turn off the water)
3. Light Weight and Easy to Operate.
4. Water-Saving (Water consumption 500cc/min)



Max Working Pressure	232 PSI/ 16 BAR/ 1.6Mpa
Body Material	Aluminum Alloy
Hose Length	5 m (5 m * 7mm PVC Pipe)
Port Size	1/4"
Nozzle Material	Aluminum Alloy
Temperature Range	5-60 °C
Air Consumption	IN8KG > 300 L/M
Water Consumption	IN8KG < 0.49 L/M



With our Tape Edge Folder Dispenser, the tape edge is afloat slightly off the surface, and let the spray of paint to scatter and distribute along the tape line and gives the edge a smooth, feathered, blending, invisible transition results between sprayed and non-sprayed parts.

No more sharp hard tape lines.
Therefore, No further sanding action is required.

With other regular masking tapes (without folded edges), the paint spray always build up on the edge of the tape creating a raised ridge or stair step bumps of paint build-ups after the paint dried.

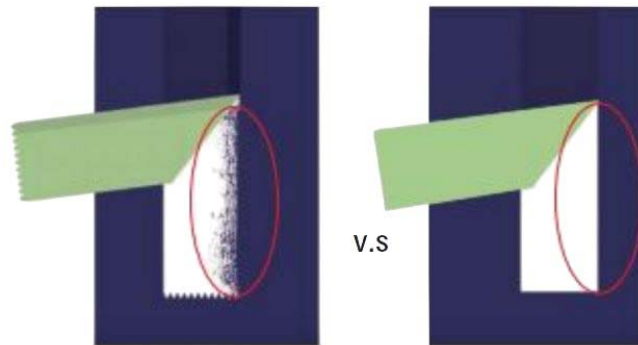
When the regular tape is removed, there leaves a line of dried paint equal to tape thickness. The line is rough and sharp edge that required to be painstakingly sanded to smoothen the edge. It cost time and money.



* Masking tape is not included

KA-4532 Masking Tape Dispenser For Folding Soft Edge

- Tool for folding paint masking tape with a soft edge, which slightly lifts up the tape and allow the paint spray disperse.
- Special design automatically folds a soft edge when pulling the tape.
- Tape holder with $\varnothing 76\text{mm}$ / 3" suitable for holding most masking tape rolls.
- Seat with grooves for fasteners allows fixation on working table or wall.



KA-4588 Masking Tape Edge Blending Folding Dispenser

* Multi-Sizes: 14mm/15mm/18mm/28mm/30mm Masking Tapes

Features:

- One tool for 14mm/18mm/28mm/30mm Masking Tapes
- Gives Perfect Spray Transition
- Simple and Easy to Use
- Easy Maneuver, Compact, Fit in your hands!
- Effective, Time and Labor Saver, Eco-friendly

Patent: Taiwan

Part No.	A	B	C
Description	Cutter	Cap	Ring for tape core dia. $\geq 32\text{mm}$
Picture			
Part No.	D	E	F
Description	Pad x 2pcs 12mm 15mm	Washer x 4 pcs OD 40mm ID 25mm	Bearing x 2 pcs OD 40mm ID 25mm
Picture			



KA-5385-L Light Duty Pry & Pick Set

Non-Marring, No Scratch **Made of Glass Reinforced Nylon**

Description:

- Made of composite material, the tool sets won't turn rusted or oxidized like regular metal picks and probes.
- Strong glass reinforced nylon offers great blend of flexibility & strength.
- Double Ended Pry & Pick Tool.
- Composite tips provide unique application & angles:
 - ➔ Access hard-to-reach access panels.
 - ➔ Removing / adjusting O-Rings, small seals / gaskets, clips.
 - ➔ Cleaning air vent assemblies.
 - ➔ Cleaning tight gaps in interior components.
 - ➔ Handling delicate wiring, composite electrical connectors, etc.
 - ➔ Suitable for various applications on phones, tablets & other electronic devices.
 - ➔ Great for removing trim clips oil seals, grommets... etc on motor vehicles.
 - ➔ Perfect tools for Interior / Exterior automotive detailing.



KA-5254

Light Duty Scraper Tool Kit – Straight (3pcs)

- Flexible, durable and easy to use.
- Non-marring material.
- Non-scratch.




- Multiple uses for delicate surface finishes and close tolerance components.



- Unique tips ensure economical, consistent and aesthetic removal.



- Offers control and precision during delicate assembly, repair or restoration work.



KA-5385 Light Duty Prying / Smoothing Tool Kit (3pcs)

- Flexible, durable and easy to use.
- Non-marring material.
- Non-scratch.



- ✓ Prying apart electronic key fobs (battery replacement).
- ✓ Prying dashboard parts and vents.



- ✓ Prying / smoothing epoxy, adhesives and silicone uniformly.
- ✓ Paint stripping in confined spaces.



- ✓ Removing / installing O-Rings and gaskets.
- ✓ Cleaning small parts.



KA-2221

Interchangeable Air Cleaning Gun Set

- Interchangeable air cleaning gun with Quick Release knob, change nozzle easily.
- Ideal for degreasing, washing and shampooing.
- Available for alcohol and most of the aggressive chemicals, **except toluene**.

- ➔ As the air blow gun: close the valve
- ➔ As cleaning gun: open the valve
- ➔ As foam gun: attaching the foam jet nozzle and opening the valve

Specification:

- Working Pressure: 110psi
- Air Inlet Thread: 1/4"
- Body: NY+GF
- Trigger: POM
- Air Inlet nut: Brass
- Bottle & Hose: PE

Content:

- L115, L235, L320 straight nozzles, NY+GF
- L45, L330 foam jet nozzles, NY+GF
- Full range trigger control
- 1000ml bottle with $\phi 9.4\text{mm} \times \text{L}165\text{mm}$ hose
- Can be used with PET bottle (OD27.4, pitch 3mm), 600ml



1000ml bottle with $\phi 9.4\text{mm} \times \text{L}165\text{mm}$ hose



Available for PET bottle (OD27.4, pitch 3mm), Weight 600ml MAX.



Attaching the foam jet nozzle and opening the valve to use as Foam Gun



Open the valve to use as cleaning gun



Close the valve to use as Air Blow Gun





 **3X GRIPPING FORCE**


KA-3732N 10" Rhombic Jaw Locking Plier (American Type)

- Classic Trigger Release Providing Maximum Locking Force.
- The New Design Is Ideal for the Professional Tradesman Working Extensively with Round Pipe, Smaller Diameter Iron Pipe, or Places Where a Pipe Wrench can't Reach.
- Self-Energizing Lower Jaw Is Ideal For Tightening, Clamping, Twisting And Turning, Providing Maximum Grip.
- Drop Forged Alloy Steel Jaws.
- Sanding & Nickel-Plated Finish
- Jaw: CR-Mo, Body: Cr-Mo
- **European Type also available**



KA-3732 Universal Jaw Locking Plier

- Heavy duty and multi-purpose jaws design ideal for welding, mechanics, plumbing, and DIY etc..
- Wide-opening jaws provide greater versatility in clamping a variety of shapes
- The combination of straight, curved and convex jaw shape results in a broad range of clamping application
- Classic trigger release provides maximum locking force.
- Material: Jaw -CR-V , Body - CR-MO

Item No.	Size	Jaw Adjustment	Weight	Type
KA-3732	10"(240mm)	0-55mm	595g	



Hex & Square Objects

Round Objects

Large Objects

Super Scraper Set

- To scrape off old silicone on oil pans, carbon buildup on exhaust manifolds, or rusts on brake calipers.
- Finely ground carbide double edges scrape residues off without leaving a damage on the surface.
- Premium **Tungsten (HRC 91 ± 1)** carbide tip remains sharp for an extended period of time.
- Slimmer tool suitable to work in limited spaces.
- Ergonomic handle design offers comfortable grip.



KA-4531K 17mm (11/16") & 32.5mm (1-1/4") Width

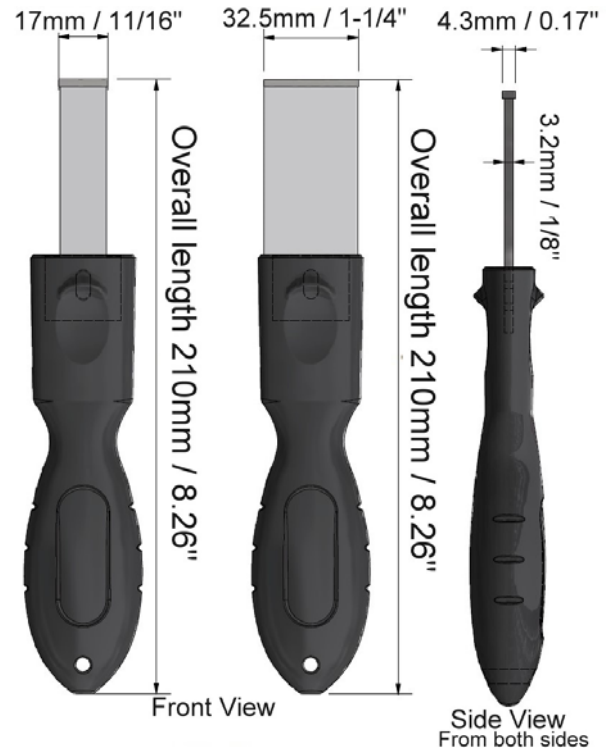


KA-4531S 17mm (11/16") Width



KA-4531 32.5mm (1-1/4") Width

Specification:



Instruction:

Highly Efficient in scraping off old silicone on oil pan.



Remove the rusts on brake discs and calipers.



Remove the carbon buildup without using chemical cleaner. Slimmer tool gives access to small space easily.





KA-4531KL Brake Disc Rust Removal Tool

- Remove the rust, corrosion, and lip buildup around the edge of brake discs and hubs.
- Simply fix the handle on the brake disc with the original wheel bolt, hold the scraper on the disc edge, and rotate the handle to remove the rust and corrosion.
- The scraper removes the old silicone on oil pans, carbon buildup on exhaust manifolds and more.
- Finely ground carbide double edges scrape residues off without leaving a damage on the surface.
- Premium **tungsten carbide** tip remains sharp for an extended period of time.

Features:

1. Quickly remove the rust, corrosion, and lip buildup around the edge of brake discs & hubs.



2. Fix the handle on the brake disc with a wheel nut or bolt.



3. Place the scraper on the brake disc edge.

Turn the handle smoothly and rust on the edge will be scraped off quickly.



4. Change the location and direction of the scraper to clean other parts of brake disc.



KA-6995



KA-6996



KA-6995C



KA-6996C



KA-6995K Dashboard Protector Kit - 4 pcs/set

Protect the dashboard while doing maintenance!

Size:

KA-6995: 266*207cm

KA-6996: 454*307cm

KA-6995C: 266*207cm (15° Curve)

KA-6996C: 454*307cm (15° Curve)



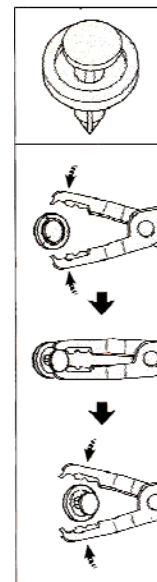
15°





KA-4290 Clip Removal Pliers (35°)

- Remover all type of clip.
- The front of the tool are angle and tapered fit easily under a clip.



KA-4291 Clip Removal Pliers (80°)

- Remover all type of clip.
- The front of the tool are angle and tapered fit easily under a clip.



KA-6833 Trim Clip Plier

- Removes all types of clips.
- The front of the tools is tapered will fit easily under a clip, spread the jaws lightly so they will go under and around the clip. Then, close the jaws and the clip saver removes the clip without damage to the clip.
- Great for removing door panels.



KA-6726 Clip Remover

Allows the user easier access and removal of those hard to reach areas recessed nail headed rivet fasteners on bumper covers fender liners etc. Two different head types give you the proper leverage to quickly pull fasteners even in confined area.



KA-2114 Clip Remover Plier

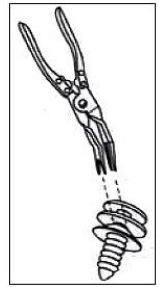
- Design to remove & broken rivets (plastic), use in under care cover or door panel.
- Can adjusting the angle from 0° ~ 90°
- L: 9" (230mm)



KA-2114A Clip Remover Plier

- Design to remove & broken rivets (plastic), use in under care cover or door panel.
- Can adjusting the angle from 0° ~ 90°
- Quick release designed.

KA-5123 Clip Remover Plier



KA-5123D Clip Remover Plier



KA-4442 Positive Lift Action Clip Remover Plier



KA-5252 Clip Removal Plier

- To remove the inner linings of door and other trim items attached in places by the plastic rivets.
- Tapered and angular on the front tips of pliers.
- Design to remove ALL kinds of clips.



Open



Close

KA-3654K Positive Lift Action Clip Remover Pliers

Allows easy access and removal of those hard to reach clips on bumper covers, fender liners etc. Features positive lift action without damage to the clip or the surrounding area. Simply insert the jaws under the clip and squeeze the pliers to remove the clip.
Length: 9-1/2"(240mm)

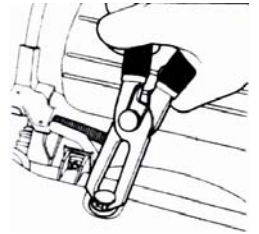
Contents:

- 1- Push Pin Pliers (30 degree offset)
- 1- Push Pin Pliers (80 degree offset)
- 1- Clip remove plier



Push Pin Pliers

- For easy removal of plastic anchor with center pins found on most late model us and import cars
- Specially designed for removal of push pins with center locking pin.
- Quickly removes plastic anchors that have a center pins without damage to pins or anchor.
- Tool lifts the center pin and pulls anchor in one simple step.
- Anchors common on Honda, Toyota, GM, Ford, Chrysler, and many other late model vehicles



KA-3277 30°



KA-3277A 80°

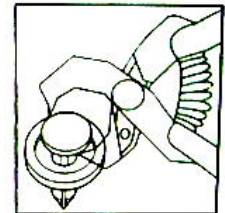


KA-3277C Flat Degree



KA-3277K 2pcs Mini Clip Plier Set

- Special design touse on small space
- Size: 20 x 100mm
26 x 100mm



KA-3199 Removal Tool For Inside Rearview mirror



KA-6845 Clip Remover Tool

- Length: 265mm




KA-2441 5pc Handy Remover Set

For plastic upholstery fasteners. Place tool under edge of door panel and insert into fastener as fast as possible, then simply pull up. A rugged tool.

- ➔ Extra Slim and Unique Shape for Delicate Jobs such as removing small rivet or fine trims, bezels of dashboards, door panels, door locks, electronic seat controls, gear shifter, inner lining,...etc.
- ➔ Made of High Quality Impact-resistant Nylon Material.
- ➔ Does not damage or scratch the surface.

*** Multiple Applications**



KA-2441-6 6pcs Mini Panel Removal Set



KA-2441-11 11pcs Extra Slim Panel / Clip Remover Tool Set
- Pouch bag with tie belt



KA-5078 2pcs Mini Panel Removal



KA-5079 4pcs Mini Panel Removal



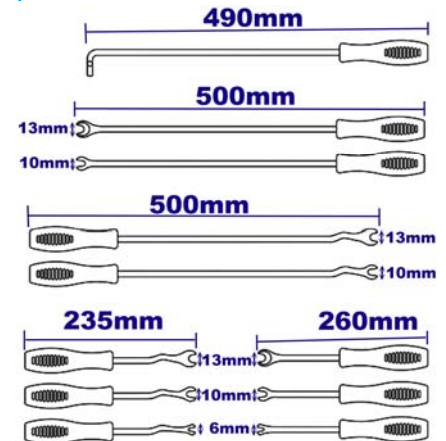
KA-5164 6pc Soft Crisp Trim Pad Tool

- L: 3pcs - 500mm
- 3pcs - 240mm



KA-5164-11 Body Trim Tool Set (11pcs)

- Remove plastic fasteners that secure the door panel / trim piece without damage.
- Place the tool under the edge at the door panel / trim piece, and insert into fastener as far as possible then simply pry up.
- Distinct pivot point is designed for appropriate leverage and to discourage twisting that may damage panel or trim piece.



KA-2411 Universal Window Regulator and Door Handle Clip Remover

- Instant removal of door handle and window regulator clips on most vehicles.
- No sharp edges to damage upholstery.
- Spring steel with vinyl grip.

KA-6025 10-In-1 Trim Tool

Made in tempered spring steel handle is coated with red heavy-duty plastic

1. Molding remover
semi-sharp beveled edge for removing protector moulds and badges retained by 2-sides tape without scratching
2. Windshield wiper wrench
3. Door rubber metal clip inserter
4. Door weather strip clip remover
5. Door trim-bezel clip remover
6. Door handle clip remover
7. Headlamp spring tool
8. Windshield molding clip remover
9. Door rubber plastic clip remover
10. Serrated edge for panel seam clean up



KA-6026 3 In 1 Auto Remover

Material: spring steel.
For door rubber clip & plastic clip remover.
For door handle clip remover.
For head lamp spring remover.



KA-6004 Door Handle and Window Lift Remover

Tool compresses the door handle spring clip far enough so that the handle can be removed while the spring clip remains on the handle. Use tool's reverse end to disengage clip holding door upholstery panels. Remover fits GM, Ford and other cars using type of clip shown.



KA-6283 / KA-6845A



KA-6284



KA-6285



KA-6286




KA-6287

Door Pad Remover

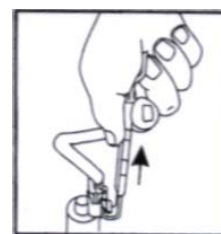
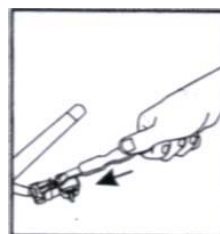
For plastic upholstery fasteners. Place tool under edge of door panel and insert into fastener as then simply pay up.

Item No.	Length
KA-6283	190mm
KA-6845A	230mm
KA-6284	200mm
KA-6285	235mm
KA-6286	235mm
KA-6287	180mm



KA-3872 2pc Clip Remover

- L:158 & 150mm



KA-6030 Trim Pad Remover

Designed especially for removing plastic trim pad fasteners. It reaches under the trim panel, supports & grips the fastener, and removes it without breakage or scratched paint.



KA-6029 Clip-Grip Tool

This is another extremely versatile and handy auto-body shop tool. You will find our truly universal **Clip-Grip Tool** removes the trim pad hood insulation, body side molding and door weather strip clips.

- Two different sizes of grooves easily remove trim pad fasteners on most vehicles.



KA-2223 Trim Clip Removal Tool

1. Made of S45C Steel, Strong and Durable
2. Dual Sides:
 - * **Sharp & Flat Edge:** For Dashboard or Narrow confined space.
 - * **U-Shape Edge:** for Removing Panel trim or Plastic Clip

Specification:

- Length: 172mm, Width: 15mm
- Material: S45C
- Hardness: HRC 45°C





KA-4297K 4pcs Door Service Sets

- A handy tool set which includes a door handle tool, two door panel removers, and a GM door trim pad remover. Together, they handle a wide range of service applications.



KA-4298 Door Panel Remover

- "V" notch removes a variety of door and body trim fasteners. Long curved shank supplies adequate leverage for most difficult trim fasteners. When properly used, this tool will not damage trim or body.



KA-4300 Door Panel Remover

- "V" notch removes a variety of door and body trim fasteners. Long curved shank supplies adequate leverage for most difficult trim fasteners. When properly used, this tool will not damage trim or body.
- "V" notch. 0.937"(23.7mm) wide with 1/2" depth.



KA-4301 Door Panel Remover

- "U" notch removes a variety of door and body trim fasteners. Long curved shank supplies adequate leverage for most difficult trim fasteners. When properly used, this tool will not damage trim or body.
- "U" notch. 0.35"(8.9mm) wide with 1/2" depth.



KA-4299 Door Handle and Window Lift Remover

- Compresses the door handle spring clip far enough so that the handle can be removed while the spring clip remains on the handle. Use tool's reverse end to disengage clip holding door upholstery panels. Fits GM for Ford and other cars using type of clip shown.



KA-6027-1 Door Handle Clip Remover

- The most widely used tool for blind removal of inside handles.
- Simple alignment with shaft of handle will locate clip for instant removal. Tool compresses door handle spring just far enough so that handle can be removed.



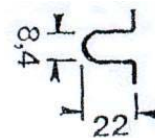
KA-5077K
5pcs Trim Pin Removers

- Stainless steel blader
- Packing: Double Blister



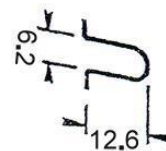
KA-5077A Trim Pin Remover

- Stainless steel blader
- Double - Fold
- L: 258mm



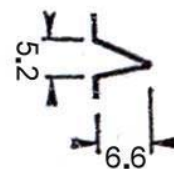
KA-5077B Trim Pin Remover

- Stainless steel blader
- L: 233mm
- Bent: 21°



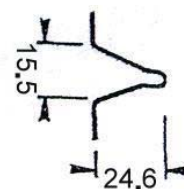
KA-5077C Trim Pin Remover

- Stainless steel blader
- L: 233mm
- Bent: 21°



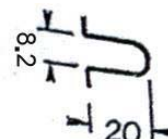
KA-5077D Trim Pin Remover

- Stainless steel blader
- L: 233mm
- Bent: 21°



KA-5077E Trim Pin Remover

- Stainless steel blader
- L: 233mm
- Bent: 21°





KA-4305 3pcs Utility Wedge Set

Used to remove various trim parts on the vehicle without damaging the parts.

- 30mm Wedge, (1)60mm and (1) dismantling tool.



KA-4447 BENZ Wedge Set

Use to safely remove the wood & plastic pieces on the door panels as well as on the dashboard, without damaging it.

Applicable: all Mercedes-BENZ



KA-2916

Seam Buster- Separate Spot Welded or Bonded Panels Easily

- Specially designed for rockers, quarter panel and any pinch-weldings.
- Saving labor and times for each panel replacement.
- Two sharpened edges.
 - Side Edge: move the panels apart with causing damage
 - Sharp Edge: penetrate between the panels.
- Made of Extra Tough Alloy Steel
- Shock-Absorbing Cushioned handle.
- Length: 300mm

KA-2916 Flat type
KA-2916V "V" Type



KA-2916V


KA-5182 8pcs Pry & Scraper

Push/Pull Extreme Edge Scraper "In Extreme Edge" material, the perfectly shaped scraper for pushing and pulling gasket and other materials around difficult shapes like bolts and flanges.

A great general-purpose kit with strong, all plastic tools that is geared towards interior installation, trim and mechanical repairs as well as vehicle detailing duties.

This combination of plastic scrapers and pry tools are molded in solid, glass-filled nylon for durability. A full selection of pry tools are including in the form of seven different shapes. A balance of flat and angled pry tools allows most clips, panels, or covers to be gently lifted while minimizing the likelihood of damage to the base materials.

- Material: Glass-filled Nylon.



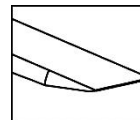
KA-2152 Large Forked Pry Tool

Large Flat Pry Tool

A larger tool for splitting soft plastic parts overall length is ten inches



Length: 230mm
Weight: 60g

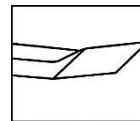


Large Pry Tool

A larger tool for prying or splitting that requires some leverage



Length: 230mm
Weight: 60g

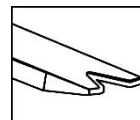


Large Flat Forked Pry Tool

Tool for splitting soft plastic parts needing a forked tip



Length: 230mm
Weight: 60g

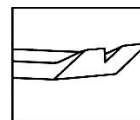


Large Forked Pry Tool

Tool for prying or splitting that requires some forked leverage



Length: 230mm
Weight: 60g



KA-5285 Straight Push Pin Pliers

- Designed for the removal of push-pin plastic body fasteners and clip with center locking pin.
- Removes locking pin without damage to pin or anchor.



KA-5285-45 45° Angled Push Pin Pliers

- Designed for the removal of push-pin plastic body fasteners and clip with center locking pin.
- Removes locking pin without damage to pin or anchor.



KA-5285-90 90° Angled Push Pin Pliers

- Designed for the removal of push-pin plastic body fasteners and clip with center locking pin.
- Removes locking pin without damage to pin or anchor.



KA-9285

4-groove



KA-9285-90

2-groove



O-groove



KA-9285A

3-groove



Nissan,
Infiniti, etc...

Push Pin Pliers

- Designed for the removal of push pin plastic body fasteners and clips with center locking pin.
- Removes locking pin without damage to pin or anchor.



27pcs Trim Panel and Scraper Tool

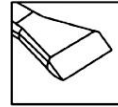
KA-2153 packing: pouch bag

KA-2153BMC packing: blow case

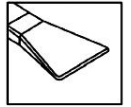
■ Material: PA + Fiber 33%

Wide Scraper Tool (KA-2153-01)

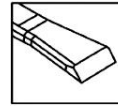
For scraping wit large area to cover


General Wide Edge (KA-2153-04)

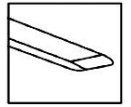
Ideal for splitting soft plastic parts


General Scraper Tool (KA-2153-02)

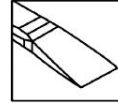
For removing gaskets aluminum or steel


Flat Scraper Tool (KA-2153-05)

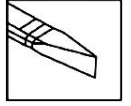
Ideal for removing trim and residue from bodywork


Wide Pry Tool-Flat Type (KA-2153-03)

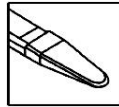
For remove panel or large plastic parts


General Purpose Wedge Tool (KA-2153-06)

For wedge panels to open allow clip viewing and removal


Plastic Trim & Upholstery Tool (KA-2153-07)

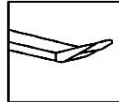
Tools designed to simplify remove soft plastic parts general purpose round tip


Push & Pull Scraper Tool – Flat Type (KA-2153-18)


Ideal for removing trim, badges and decals from bodywork


Wide Pry Tool-Angle Type (KA-2153-08)

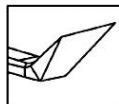
For remove panels or large plastic parts


Push & Pull Scraper Tool – Angle Type (KA-2153-19)

Ideal for removing trim, badges and decals from bodywork


General Wide Edge (KA-2153-09)

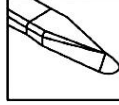
Ideal for splitting soft plastic parts


Panel Clip Removal Tool (KA-2153-20)

For remove panel clips


Scraper Tool (KA-2153-10)

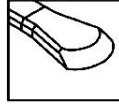
Ideal for into small area


Large Grommet Pry (KA-2153-21)

For remove large grommet and clips


Curved Scraper Tool (KA-2153-11)

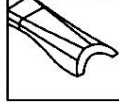
For removal of material from inside radiused surfaces


Small Grommet Pry (KA-2153-22)

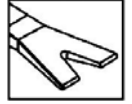
For remove small grommet and clips


Tube Scraper Tool (KA-2153-12)

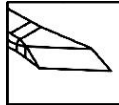
Specially designed scraper for tube and pipe


Flat Grommet Remover Tool (KA-2153-23)

Narrow flat forked pry for splitting panels


Angle Scraper Tool (KA-2153-13)

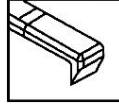
For scraping sharp edge and corner


Flat Grommet Pry Tool (KA-2153-24)

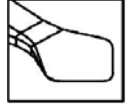
For prying grommet under long flat panel


Emblem Remover (KA-2153-14)

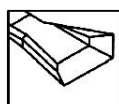
90° wedged signed for remove emblem or mark


Flat Sealant Spade (KA-2153-25)

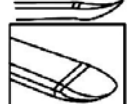
For applying sealant and caulking evenly


Corner Scraper Tool (KA-2153-15)

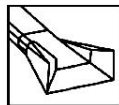
Ideal for removing trim, badges, decals and residue from bodywork. For scraping into corner and edge


Interior Button Removal Tool (KA-2153-26)

Tools designed to simplify remove soft plastic parts. For removing interior screw button cap


Corner Scraper Tool (KA-2153-16)

For scraping into corner and edges


Wire Insertion Tool (KA-2153-27)

Tool is inserted into wire tie wraps to guide additional wire into bundle.


Corner Scraper Tool (KA-2153-17)

Allow scraping around sharp outside edged corner



KA-2180 Trim Removal Wedge (VAG group)

- Used to remove various trim parts on the vehicle without damaging the parts.
- OEM Ref. VW 3409



KA-4305N Utility Wedge Set (4pcs)

- Used to remove various trim parts on the vehicle without damaging the parts.



KA-3763 Body / Interior Tool Set

Content:

1. KA-6597 Door Handle Removal Tool

- For VW Golf(VI), Fox, Tiguan, Passat B6(3C), / Audi Q7, etc.
- OEM Ref.T10389

2. KA-6595 Puller Hook


- Removal of e.g. the additional light, interior lining, interior lighting shade, etc. Also for removal of the front grille (VW Transporter 1991>).
- OEM Ref. VW 3370

3. KA-2180 Trim Removal Wedge

- Used to remove various trim parts on the vehicle without damaging the parts.
- OEM Ref. VW 3409

4. KA-6845B Utility Wedge

- For body work such as removing and installing trim strips, door trims, door clips, etc.



KA-2441-12 12pcs Composite Fastener / Panel Removal Kit

Includes different size and styles of tools for simplify trim and trim stud removal.



KA-4513 30pcs Upholstery and Scraper Master Kit

- Material: Nylon + Fiber glass



KA-2191 3pcs Seam Splitter Set

- Separates spot welded or bonded panels easily.
- Sharpened on three edges allowing a side impact blow to separate the panels.
- The 90° degree angled tool allows access in difficult areas.
- Supplies in storage tray.
- Material: CRV6150



KA-2192 Plastic Without Damaging Paint Tools

- The tools offers a broad line of composite-plastic hand tools for prying and scraping. The material is much more durable than the cheap plastic of disposable paint scrapers. The tools are designed to avoid damaging sensitive surfaces, unlike metal tools which are more abrasive.
- Use composite pry bars to pull away automotive trim without damaging the paint job. Use a scraper to remove gasket material from an engine head without nicking the metal. The flat-bladed paint scrapers feature rounded corners, perfect for wallpaper removal without tearing the soft, chemically soaked paper face of the drywall. The composite tools offer endless applications when you need to avoid marking up or harming a work piece.



KA-5456 12pcs Wedge Tool Kit

- Hammering out without damage to paint.
- Ideal for reforming an over-compressed dent.
- Ridges are hammered out with targeted use of the hammer on the dents.



KA-3793

Roof Grab Handle Release Tool (VAG)

- The release tool serves to remove the roof grab handle without causing damage.
- Suitable for: VW Golf 2013>, Golf Variant 2013>, Golf Estate 2014>, Tiguan 2016 >; SEAT Ateca 2016 >
- OEM Ref. T10518A / T10518 / T10517



KA-3795 Universal Hook & Combination Wedge Tool

Universal Hook Tool (3795-1)

- The universal hook tool features a couple profiles to choose for the particular application you're dealing with.
- It's small enough to be used in those tight spots where the other tools just can't go.

Combination Wedge Tool (KA-1290-2)




- Excellent for lifting bezel edges without marring interior surfaces and for removal of molded body trim pieces without damage to paint.
- The combination wedge tool is great for removing metal clips and plastic fasteners. Also for door, fender, hood and lid alignment.





KA-2204 5pcs Utility Wedge Set

- For plastic upholstery fasteners.
- Place tool under edge of door panel and insert into fastener as fast as possible, and then simply pry up.
- Large support area to protect clips and pad.
- Steel

	KA-2204-1	KA-2204-2	KA-2204-3	KA-2204-4	KA-2204-5
Length	174	190	173	173	173
Width	23	23	14	14	14
Slot	11	11	7	5	5
	—	—			



KA-3817A Wedge-shaped handle
KA-3817B Round-Shaped handle

One Hand Jack Tool Set

Use this pry-style tool to create enough space to easily insert the air wedge without damaging the vehicle.



It uses a rubber pivot to provide leverage to create working room to insert the air



Molding Strip Wedge Set

- The tool with 3" non-marring blade allows the technician to remove body side moldings and emblems quick and clean.
- KA-3818A with durable plastic handle can be hit with a hammer.
- Won't mark or scratch vehicle finish.
- Also for the basic opening of car door for insertion of lock our tools.

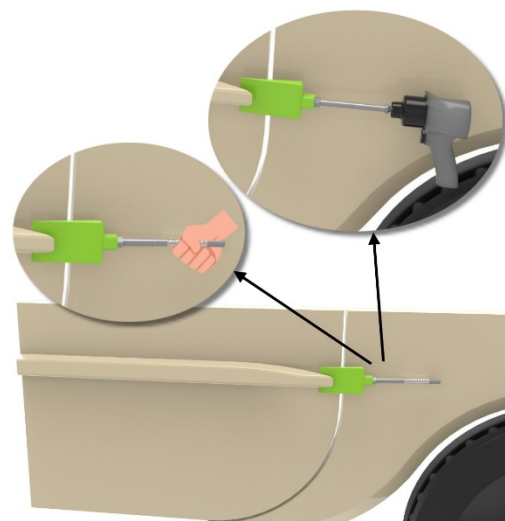
KA-3818A with handle
KA-3818B without handle

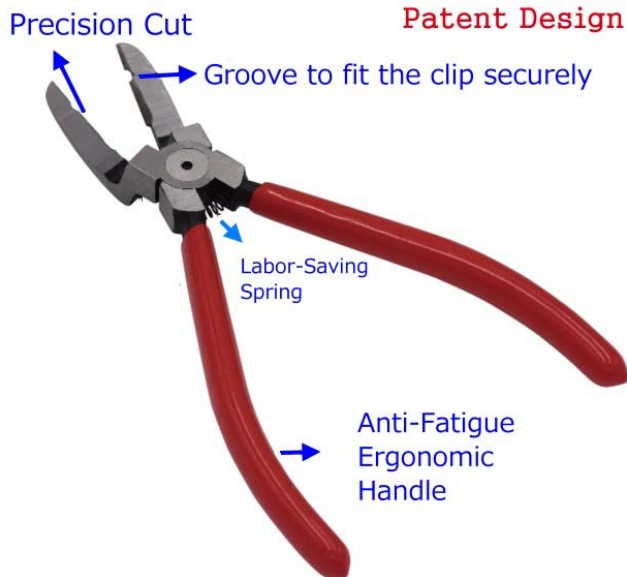


KA-3818P 2 in 1 Molding Strip Tool



- Plastic Blade is Non-Marring and it won't Damage the Molding nor Scratch the Vehicle Body Paints.
- Wedge Angle Remove / Separate the Double-Sided Tape from the Door and Vehicle Body.
- Plastic Blade made with High Impact POM Structure Allowing Rigid Application with Mallet / Hammer.
- Pointed Wedge Edge Enables to be used under The Door Molding and Emblems.
- Attach the Plastic Blade with Impact Handle when using with Air Gun.
- Content: Plastic Blade, Manual Handle, Handle Shaft for Air Gun





KA-6833A

Removal/Trim Clamp Plier for Plastic Rivets

- Patent Design Plier,
- One plier for most plastic clip / Rivet.
- Easy to pry. Groove to fit the clip.
- Ergonomic, Anti-Fatigue. PVC Rubber Coated Handle
- Material: High-Carbon Steel
- HRC: Body 42 °C, Blade: 52 °C



KA-6833B

Removal/Trim Clamp Plier for Plastic Rivets

- Patent Design Plier,
- One plier for most plastic clip / Rivet.
- Hex Key included to set the opening width.
- Easy to pry. Groove to fit the clip.
- Ergonomic, Anti-Fatigue. PVC Rubber Coated Handle
- Material: High-Carbon Steel
- HRC: Body 42 °C, Blade: 52 °C



Opening Adjustable

The width can be set and fixed with Hex Key.
So you don't need to adjust the width when working with same size of clips.

The traditional clip remover works on small number of clips only.





KA-6994 Trim Fastener And Molding Removal Kit

- Remove the Trim Fastener and Molding.
- Material: Nylon
- Size: 400*35*13.5cm





KA-4282
2" Suction Cup Kit
 ■ 2pc/set
 ■ Capacity: Each 12kgs



KA-6725
3" Vacuum Suction Cup
 ■ Capacity: 25kgs



KA-6585
4" Power Grip Vacuum Cup
 ■ Capacity: 45kgs



PA-6585N
4" Power Grip Vacuum Cup
 ■ Capacity: 45kgs



KA-6601
4" Power Grip Vacuum Cup
 ■ Capacity: 30kgs
 ■ Diameter: 123mm, 4.84"
 ■ Weight: 480kgs
 ■ Aluminum



KA-6603
Side Type Vacuum Cup
 ■ Capacity: 50kgs
 ■ Diameter: 123mm, 4.84"
 ■ Weight: 480kgs



KA-6584A
2 Vacuum Cup
 ■ Capacity: 70kgs



KA-6604
2 Vacuum Cup
 ■ Capacity: 50kgs
 ■ Diameter: 117mm, 4.6"
 ■ Weight: 780kgs
 ■ Aluminum



KA-6605
2 Vacuum Cup
 ■ Capacity: 35kgs
 ■ Diameter: 117mm, 4.6"
 ■ Weight: 1180kgs
 ■ Aluminum
 ■ Flexible



KA-2414
4" 2 Vacuum Cup
 ■ Capacity: 80kgs
 ■ Flexible



KA-6584B
3 Vacuum Cup
 ■ Capacity: 110 kgs



KA-2724
2pc Strip Holder
 ■ Pad: ϕ - 82mm


KA-6045 6" Auto Vacuum Suction Cup (Rubber)

- Capacity: 25kgs


KA-6642 5" Multi-Function Powerful Suction Cup

- Capacity: 80kgs


Multi-Function Powerful Suction Cup

- Rubber

ITEM NO.	CAPACITY	DIAMETER
KA-6602	50kgs	5"
KA-6602J	15kgs	3.93"
KA-6602K	10kgs	2.95"


KA-4270 Windshield Suction Cup Kit


- The kit combines vacuum cup and ratcheting tie-down to provide a safe and comfortable removal way of any piece of glass for user.
- Each vacuum cup is designed to swivel up and down 30°, and so the cups will fit any glass with a radical curve.
- Kit contains one 1" x 12' ratcheting tie-down and two suction lifters with two vacuum cups.
- Flexible


KA-4318 Winder Holder

- Hold up the window glass while working regulator, works in all cars and trucks with a top window frame.


KA-6049 Pneumatic Sheet Concave Sucker

That is employed the pneu. sucking disk to suck the can cave sheet and restored by backward collar force for restoring the concave sheet into the original condition.



KA-5521
Windshield Stand
(Folding Type)

- L103 x W45 x H85 cm
- N.W.: 6.8kgs
- G.W.: 9kgs
- CU.FT: 4.1'



Work Bench
(Folding Type)

KA-5521A

- L100 x W70 x H70 cm
- N.W.: 9kgs
- G.W.: 10kgs
- CU.FT: 1.5'

KA-5521B

- L60 x W70 x H70 cm
- N.W.: 9kgs
- G.W.: 10kgs
- CU.FT: 1.3'



KA-7234K Universal Vacuum Clamp

DESCRIPTION:

This product is a fixing tool that makes it convenient to fix sticky material or label sticking on the products.

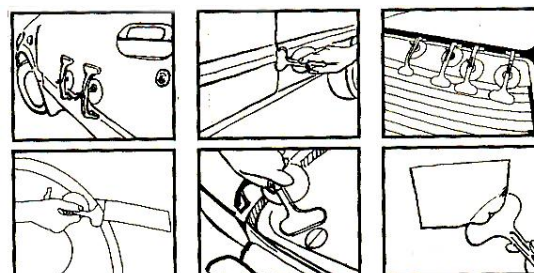
The characteristic of the product is that it does not need to fix with hand for a long time and it will have the effect of stable fixation and adherence.

METHOD FOR USAGE:

- Before using, the dirt around the edge of construction site should be cleaned.
- Press the top of the screw to expel remaining air from the sucker. Then rotate the screw nut on the screw to make it fasten. And pull with hand to make sure the sucker positioning.
- On the one side of the handle of the product, there is a simple scraper, which scrapes remaining sticky materials on the other side, there is a vertical fixing tool with an angle of 90° to make sticky materials edacity fix in the range.

MATTERS NEEDING ATTENTION:

The environs of the material that needs to be fixed should be smooth plane.



KA-1231 Handheld Suction Lifter

- 2-3/4" suction cup made by oil-resist rubber.
- ABS+PC plastic handle, quick-release mechanism for easy installation.
- Max Capacity: 8kgs
- Quantity: 1pc
- Patented



KA-4282D Rubber Suction Cup 2pc/set

- Loading Capacity: 10 kg
- Weight: 93g/pc
- Diameter: 85mm / 3.34"
- Main Body Material: Rubber



KA-4282F Rubber Suction Cup

- Loading Capacity: 5 kg
- Weight: 49g/pc
- Diameter: 55mm / 2.16"
- Main Body Material: Plastic



KA-6032 Windshield Removal Kit

A. Wire

Three strong galvanized steel wires braided to form one wire.

B. Wire gripping handles x 2

A & B feed the wire through the hole in the wedge shaft. Loop it through the hole at the top of the shaft. Then back into the handle. Pressing the wedge back into the handle, the wire is hold.

C. Windshield removal tool

Cuts the butyl adhesive compound around windshield

D. Wire feeder tool

Designed for easy and flexible insertion of wire through polyurethane, allowing speedy removal of bonded windshield.

E. Trim pad remover

Place the tool under the edge of the door upholstery panel and insert it into the fastener as far as possible, then simple pry up.

F. Windshield molding release tool

Use for removal of windshield molding



KA-6033 Windshield Installation Kit

A. Rope insert tool

Use this tool to insert the rope into rubber gaskets. The handle feeds rope through its stem as you pull it around the gasket.

B. Assort tip for insert tool

For inserting locking strip into windshield seal. Different shaped heads interchange for most types of locking strip.

C. Curved hook tool

Curved hook tool used for inserting and cleaning rubber gaskets.

D. Straight hook tool

Straight hook tool used for inserting and cleaning rubber gaskets.

E. Cleaning tool

Designed for the removal of broken glass for the side runners without removing them.



KA-7422 Windshield Removal Kit

A. Wire feeder tool (Length: 205mm)

Designed for easy and flexible insertion of wire through polyurethane, allowing speedy removal of bonded windshield.

B. 2pc Wire Gripping Handles

Feed the wire through the hole in the wedge shaft. Loop it through the hole at the top of the shaft. Then back into the handle. Pressing the wedge back into the handle, the wire is held.

C. 72 Feet square wire

Material: stainless



KA-6042 Tight Wire Grips Windshield Remover

Tight wire grips let you get handle on a tough job pulling windshield wire.

Aluminum handle and steel windshield wire.

Release the screw at the midpoint and insert the wire end tighten the screw.

The wire is now securely bound at each end, able to resist strong tugging.



KA-7321 Windshield Cut-Out Wire (Stainless Steel-Square)

- Design provides the fast cutting action possible
- Each wire acts like a cutting saw tooth
- Made of stainless steel 50m per roll





KA-7025 Wire Handle

Feed the wire through the hole in the wedge shaft. Loop it through the hole at the top of the shaft. Then back into the handle. Pressing the wedge back into the handle, the wire is held.



KA-3246 Wire Guide

- With wire starter, Starting wire is no longer a problem without wire starter braided wire can be almost impossible to put through urethane so you can start cutting. Solid wire can also be hard to start if the urethane is wide.
- To use wire starter just push the hollow stainless steel tube through the urethane, insert the wire through the, pull wire starter out and your wire is in.
- Be sure to lay the flat side of the aluminum handle against the glass and then use your thumb or fingers to push the tube through urethane. Also, be sure to concentrate your force directly in line with the tube. Failure to follow these directions may result in the tube bending.




KA-3247 Wire Guide

1. The wire guide's long, narrow shaft protects the dash and interior moldings from being damaged run the wire through the hole at the end of the tool
2. Then with the wire on the round side of the tool, attach the end of the wire in the hole midway up the tool, locking it in place with the set screw, move the tool on the inside of the vehicle, a few inches at a time, while the person on the outside follows doing the cutting.



KA-6035 Auto Body Pull Rod Set

Lets you repair dents and creases from outside your car.
Straight-shank (Formed-shank) pick pulls to get between closely-shaped panels.



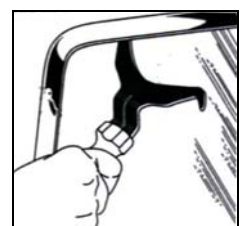
KA-6353 Pull Rod Kit

- Use this kit for quick repair of dents and creases from outside the vehicle
- Pull rods eliminate the removal and replacement of headliners upholstery inner panels, etc.



KA-5126 Window Molding Remover

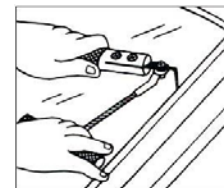
- Tool removes window molding clips on GM, FORD AND AMC VEHICLES.
- To use, place jaw flat against glass, locate clips and roll them out with tip, keeping jaw flat to glass.





KA-6041 Windshield Removal Tool

Cable action makes cutting out windshields fast and easy. The easiest and most proven method of removing windshield. A strong tempered steel blade, sharpened to a fine cutting edge, with a large durable. Aluminum handle, combined with a steel cable pull handle assures the easiest. And fastest way of cutting the caulking compound around the windshield. The steel cutting blade can be re-sharpened and after many uses is easily. Replaced with a new blade.



KA-2812 Windshield Removal Tool

Cable action makes cutting out windshields fast and easy. The easiest and most proven method of removing windshield. A strong tempered steel blade, sharpened to a fine cutting edge, with a large handle, combined with a steel cable pull handle assures the easiest and fastest way of cutting the caulking compound around the windshield. Tool includes 2 extra blades for replacement and the large handle provides storage function. There is a cap at the end of the large handle. Unlock the cap, put extra blades into the handle and then lock it.



KA-6041B 6pcs Windshield Removal Replacement Blades

- Material – tempered spring steel
- Highly sharpened to cut faster



KA-4275 Windshield Wiper Arm Remover

- Tool removes wiper arms for most of the vehicles.
- Protective pad on bottom jaw will not scratch painted surfaces. Place jaws between wiper arm and shaft and squeeze handles to remove.



KA-6062 Windshield Molding/Door Handle Clip Pliers

For removing most windshield molding clips and door handle clips. Releases clips to remove chrome molding on most windshields and rear glass. Offset handle permits easy access to molding clips. Slips under door handle without damage to panel material.



KA-6028 Windshield Molding Remover

It is used to remove trim moldings from around cemented windshields and rear windows. Tools works in either direction, so there is no need to turn it end for end or change tools. Removes moldings in a fraction of the time required with any other tools.



KA-7029 Window Molding Remover

- Tool removes clips and spreads rubber gasket on Chrysler Windows. Rounded point spreads zipper-type gaskets



Windshield Molding Release Tool

Use for removal of windshield molding on rubberless installation.

KA-6031A For GM

KA-6031B For FORD



KA-6007 Windshield Locking Strip Tool

Wedge openings in 2 widths make short work of installing nearly all locking strips. Includes special tip for dodge truck applications. 4" contoured handle and 4" metal shank.



KA-6006 Windshield Molding/Door Handle Clip Pliers

Two double-ended tips to fit most of car. This tool is used when replacing the windshield, rear glass or sliding rear glass on vehicles with locking strips.

Unique design allows tip to swivel 90° in either direction to work where others won't. Select the tip with opening that most closely fits locking strip. Then insert into rubber molding. Thread locking strip into eyelet of tool. Work tool around windshield while feeding locking strip into eyelet. Use soap and water for lubricant to help tool slide in molding, replacement tips all including.



KA-5512 24" Windshield Weather strip cutter knife

- Made of aluminum with a steel-retaining block for the blade.
- Allows the user to reach the corners of the windshield easily.
- A short screw can secure the blade tightly without stripping the screw.
- An unique design that allows you to store an extra blade in the handle.(it is not included)



KA-3772 Windscreen Installation Tool

Contents:

- Eyes (10.5 & 17mm) x 2pcs
- Roller x 1pc
- Lipping tools x 2pcs
- Allen key x 1pc , for locking screw which hold eyes in place



KA-6339 Weather stripping Tool

- This tool provides a fast and efficient way to lift rubber weather stripping up around auto windows.



KA-6333 Windshield Wiper Water Jet Outlet Needle

- Used to keep auto windshield wiper water jet outlets free of foreign matter and able to spray freely
- To correct the direction spray from the water outlet
- To employ metallic or non-metallic needles



KA-3247N Wire Insertion Tool

Sharp hollow-ground punch easily pierces the thickest grommets. Hole in handle and punch allows for easy feeding of wire through tool and the grommet, heavy gauge wiring, etc. punch design allows holes to re-seal when punch is removed.



KA-3247K Wire Insertion Tool Set

Prevents damage to electrical sheathing
Helps technician feed or pull wire around a number of obstacles, or against pieces of metal
Safeguards against damage to plastic sheathing which can result in an intermittent or non-functioning condition.
Provides flexibility/adaptability; set allows technician to adapt to each application through the use of different lengths and diameters of tubes
Radius handle end: End of handle has a gentle radius that allows wire sheathing to be pulled smoothly without damage.

Application

Insertion of most gauges of wire.
Insertion/removal of video scope optical components.
Great tool for A/V & dashboard wiring systems, wiring through firewalls, wiring to motors & pumps and wiring to headlight, brake and indicator lights, Wiring applications for RV's, trailers, aviation, marine as well as remote starters and alarm systems



KA-8388 Windscreen Removal Tool Set

Contents:

- Braided wire (3 strand).
- Wire gripping handles x 2.
- Windscreen removal tool-cuts the adhesive around the screen.
- Wire feeder tool-designed for easy and flexible insertion of wire through polyurethane, allowing speedy removal of bonded windscreen.
- Trim pad remover.
- Cold knife Blade x 2.

KA-6077K

14pcs Automobile Glass & Windshield Remover Tool Kit


The kit supplied with adequate tools to cut the vinyl adhesive compound and urethane around windshield and auto glass.



Contents:

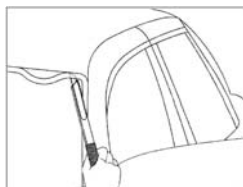
#1 24" Weather Strip Cutting Knife

The angle of handle provides more leverage to put more power into the cut and better side-to-side control so you can easily follow the first cut when you make your second cut. It is great rear automobile glass.



#2 12" Weather Strip Cutting Knife

It is also ideal tool for rear automobile glass. The round handle makes the knife easy to grip and provides a tremendous amount of leverage.

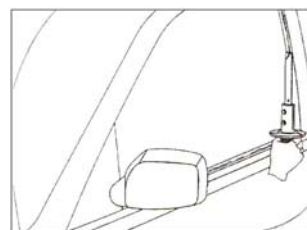


#3 Replaceable Blade Pinch Weld Scraper (3/4" wide)

#4 Replaceable Blade Pinch Weld Scraper (5/8" wide)

#5 Replaceable Blade Pinch Weld Scraper (1/2" wide)

The handle is made of aluminum and unique design provides a protection function to avoid slip and injury when working. The blade is made of spring steel and hard enough to hold and edge, but soft enough so it will not dig into the pinch weld. It comes with a safety cover that keeps the blade sharp and prevents the user from cutting himself when the scraper is in the toolbox.



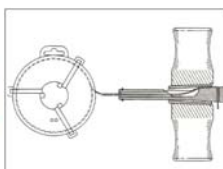
#6 Wide Pinch Weld Scraper

It is ideal to use across the bottom, because the razor blade scraper is too wide to use across the top or up most "A" pillars. Blade is replaceable and also comes with a safety cover.



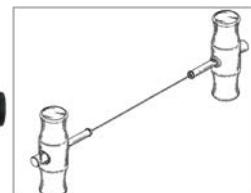
#7 72 feet triangle Wire

Material: Stainless



#8 2pc Wire Gripping Handles

Feed the wire (319-07) through the hole in the wedge shaft. Loop it through the hold at the top of the shaft. Then back into the handle. Pressing the wedge back into the handle, the wire is held.



#9 Windshield Removal Tool

Cuts the vinyl adhesive compound around windshield. It is made of aluminum and unique handle design provides a protection function to avoid slip and injury when working (It is detachable).



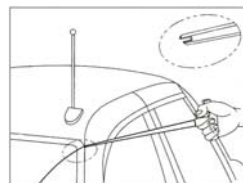
#10 Hexagonal Head Wrench

Use to detach the windshield removal tool (318-08).



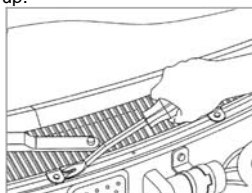
#11 Wire Feeder Tool

Designed for easy and flexible insertion of wire through polyurethane, allowing speedy removal of bonded windshield.



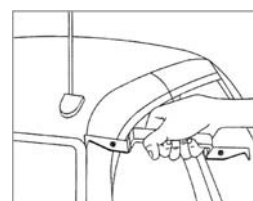
#12 Trim Pad Remover


Place the tool under the edge of the door upholstery panel and insert it into the fastener as far as possible, then simple pry up.



#13 Windshield Molding Release Tool


Use for removal of windshield molding on rubberless installation.






KA-2122 Windscreen Wiper Arm Removal Tool

- The compact design offers easy access in confined spaces and eliminates the risk of damage to the wiper arm or surrounding paintwork.
- A simple, effective tool allowing easy removal of those stubborn wiper arms. Suitable for both taper and taper spline spigots.
- Size: A: 16mm, B: 26mm



KA-7753B Windscreen Wiper Arm Removal Tool

- The special design offers easy access in confined spaces and eliminates the risk of damage to the wiper arms.
- A simple, effective tool allowing easy removal the stubborn wiper arms.
- Size: A: 16mm, B: 46mm



KA-7753C Windscreen Wiper Arm Removal Tool

- The special design offers easy access in confined spaces and eliminates the risk of damage to the wiper arms.
- A simple, effective tool allowing easy removal the stubborn wiper arms.
- Size: A: 26mm, B: 42mm



KA-7753A Universal Wiper Arm Puller

- Adjustable, compact and light easy to use: prevents damaging wiper arm.
- Cross-piece special for wiper featuring a nozzle.



KA-7753 Windshield Wiper Puller

- The puller is specially designed for the rear wiper arm shaft with washer nozzle.
- Suitable for VW, Audi, Skoda, Seat, etc.
- 3/8"Dr. x 17mm

Instruction:

- Always loosen the nut from the wiper arm BUT never totally remove the nut.
- Removal of the nut may cause damage to the plastic arm of metal ferrule (where fitted).
- Locate the hole of the bolt over the spindle.
- Place the jaws of the tool under the wiper arm at the base of the spindle.
- Tighten with fingers first.
- Use 3/8" drive ratchet to 'dis-engage' arm from spindle.
- Lubrication maybe required.





KA-3826 Rain and Light Sensor Removal Tools

Removed 90% of the soft-glued rain and light sensors on the market. Found in most vehicles such as BMW, Mercedes, Mazda, Jeep & Chrysler.

How to use:

1. Remove the Windshield
2. Use an indirect heating source to heat the outside of the windshield with a heat gun till the adhesive become soft.
3. Place the removal tool over the sensor, ensure the tool is seated firmly onto glass.
4. Rotate the tool with a twisting/radial motion until the adhesive release the sensor.

Three (3) Tool Size:

68 x 58mm, 63 x 42mm, 57 x 32mm.



KA-2078 Windshield Wiper Arm Remover - BMW

- Used to remove BMW serial models windshield wiper arm.
- Support arms are adjustable to fit variety of automobiles.
- for following BMW models: E12, E21, E23, E24, E28, E30, E30C, E31, E32, E32/3, E34, E36, E36/2, E36/3, E36/5, E36/7, E36/C, E38, E38/3, E39, E39PL, E46, E46/16, E46/2, E46/3, E46/5, E46/C, E52, E53, E60, E 65, E66, E67, E85, RR1
- Adjustable plate



KA-7753N

Heavy Duty Windshield Wiper Puller



KA-7751K Wiper-Arm Puller Set

Suitable for: VW-Audi, BMW, Ford, Mercedes, Opel, Peugeot, etc.

The first universal Puller Set to remove bolted Windscreen Wiper Arms, especially for those which have become rusted or corroded onto the drive-shaft.

Stubborn and deep-seated Wiper Arms may be quickly and easily removed using this Puller Set. Wiper Arms with integrated Screen-Wash nozzles - e.g. VW-Audi, BMW etc. on the rear window - can be easily removed by using the Slide hammer included in the Set.

Wiper Arms with central holes may be removed by using the Pressure Spindle. Those Wiper Arms with no central hole require the Pressure Bolt to be used with the Pressure Adaptor supplied.



KA-3975 Universal Windscreen Wiper Arm Puller Set

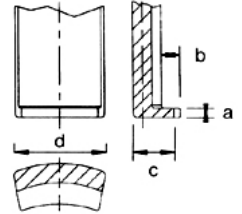
for cars and trucks

Contents:

- | | | |
|------------------|-----------------------|-----------------|
| ■ 8 grippers | ■ 1 drive | ■ 1 spindle-cap |
| ■ 1 hollow-cap | ■ 1 spindle-extension | ■ 1 puller |
| ■ 2 special-legs | ■ 1 slide hammer | |

Cars: Audi, Alfa-Romeo, BMW, Chrysler-Jeep, Citroen, Chevrolet-Daewoo, Daihatsu, Fiat, Ford, Honda, Hyundai, Jaguar, KIA, Land Rover, Mazda, MG-Rover, MB, Mitsubishi, Nissan, Opel, Peugeot, Porsche, Renault, Saab, Seat, Skoda, Smart, Suzuki, Toyota, Volvo, VW...

Trucks: MAN, MB, Scania...



KA-3962 Wiper Arm Puller

- 2-arm
- With Krallex-Legs
- For extreme narrow spaces.
- With integrated Leg-Clamp
- To prevent slipping out of position.
- Its special shape, the two different hook couples (with extra thin straight tips and rounded tips) and the adjusting nut make this puller almost universal in its range of application.
- Patent : Europe, U.S.A, Taiwan.



<div>Ø</div> <div><div>↔</div></div> <div>mm</div> <div>min. - max.</div>	<div>↓</div> <div>mm</div>	max. torque Nm	max. capacity t KN	spindle mm thread x -length	SW	Leg mm			
						a	b	c	d
0 - 60	50	40	2,5 25	M12 x 90	13	2,5	5	8	26,5

KA-3963 Wiper Arm Puller

- 2-arm
- With Special-Krallex-Legs
- With integrated Leg-Clamp
- For extreme narrow spaces.
- Its special shape, the two different hook couples (with extra thin straight tips and rounded tips) and the adjusting nut make this puller almost universal in its range of application.
- Patent : Europe, U.S.A, Taiwan.



<div><div>Ø</div><div>mm</div><div>min. - max.</div></div>	<div><div>↓</div><div>mm</div></div>	<div><div>max.</div><div>torque</div><div>Nm</div></div>	<div><div>max.</div><div>capacity</div><div>t KN</div></div>	<div><div>spindle mm</div><div>thread x -length</div></div>	<div><div>SW</div></div>	<div><div>Leg mm</div></div>			
						<div>a</div>	<div>b</div>	<div>c</div>	<div>d</div>
<div>0 - 60</div>	<div>50</div>	<div>25</div>	<div>1,5 15</div>	<div>M12 x 90</div>	<div>13</div>	<div>2,5</div>	<div>3</div>	<div>6</div>	<div>15</div>

KA-3964 Wiper Arm Puller

- 2-arm
- With Special-Krallex-Legs
- With integrated Leg-Clamp
- Its special shape, the two different hook couples (with extra thin straight tips and rounded tips) and the adjusting nut make this puller almost universal in its range of application.
- Application on Audi, BMW, Chevrol/Daewoo, Chrysler-Jeep, Citroen, Fiat, Ford, Honda, Hyundai, KIA, Land Rover, Mazda, MG-Rover, Nissan, Peugeot, Porsche, VW, MAN, MB, Scania.
- Patent : Europe, U.S.A, Taiwan.



<div><div>Ø</div><div>↔</div><div>mm</div><div>min. - max.</div></div>	<div><div>↓</div><div>mm</div></div>	<div><div>max.</div><div>torque</div><div>Nm</div></div>	<div><div>max.</div><div>capacity</div><div>t KN</div></div>	<div><div>spindle mm</div><div>thread x -length</div></div>	<div><div>SW</div></div>	<div><div>Leg mm</div></div>			
						<div>a</div>	<div>b</div>	<div>c</div>	<div>d</div>
0 - 60	50	40	2,5 25	M12 x 90	13	2,5	5	8	26,5

<div><div>Ø</div><div>mm</div><div>min. - max.</div></div>	<div><div>↓</div><div>mm</div></div>	<div><div>max.</div><div>torque</div><div>Nm</div></div>	<div><div>max.</div><div>capacity</div><div>t KN</div></div>	<div><div>spindle mm</div><div>thread x -length</div></div>	<div><div>SW</div></div>	<div><div>Leg mm</div></div>			
						<div>a</div>	<div>b</div>	<div>c</div>	<div>d</div>
0 - 60	50	25	1,5 15	M12 x 90	13	2,5	3	6	15

KA-2713 Inflatable Hand Pumper W/ 3pcs Inflatable Pads

Contents:

- 1pc - Inflatable hand pumper
- 1pc - 7" (180mm) x 1-1/2" (38mm)
- 1pc - 7-1/2" (190mm) x 2-3/8" (60mm)
- 1pc - 6-3/8" (160mm) x 6-3/8" (160mm)

Squeezing the bulb on his inflatable bag produces up to 50 psi of Constant outward pressure to push the glass out of the opening as you cut through the urethane. The pumper is placed between the windshield and the body, and saves you from having Push out the glass with your head and shoulders. Best when used in pairs.



KA-7794 Windshield Leverage Device - for larger vehicle

Special large size and design for removing and installation of the front and rear window of car and larger vehicles.

- 1pc - Hand Pump, L:360mm
- 1pc - 420mm X 140mm Pad
- 1pc - 325mm X 120mm Pad



KA-7794D Windshield Leverage Device Set

- 1pc - Inflatable hand pumper
- 1pc - 180mm x 38mm
- 1pc - 190mm x 60mm
- 1pc - 160mm x 160mm
- 1pc - 325mm x 120mm
- 1pc - 420mm x 140mm



KA-7794A Windshield Leverage Device

- Hose Length: 1800mm
- Inflatable Bag: 205 x 205mm



KA-7794B Windshield Leverage Device

- Hose Length: 1800mm
- Inflatable Bag: 360 x 205mm



KA-7794C Windshield Leverage Device

- Hose Length: 1800mm
- Inflatable Bag: 420 x 140mm



KA-4284 Air Inflate For Unlock Door (Vehicle)

This inflate design easily and safely to separate the door frame from the vehicle body.

Inflatable Air Wedge

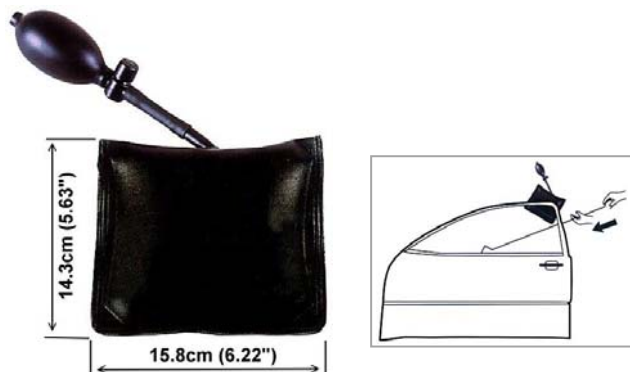
- The inflatable air wedge slides between the car door and the weather stripping on the doorframe.
- Once the pump is squeezed, inflating the Air Wedge, the car door separates from the frame.
- This allows plenty of room to insert a car-opening tool.
- Multiple Air Wedge units can also be used for installing windows and doors, and holding doors open while installing door hardware.
- The Air Wedge is equipped with a bulb pump and release valve for quick and easy inflating and deflating.

Operation:

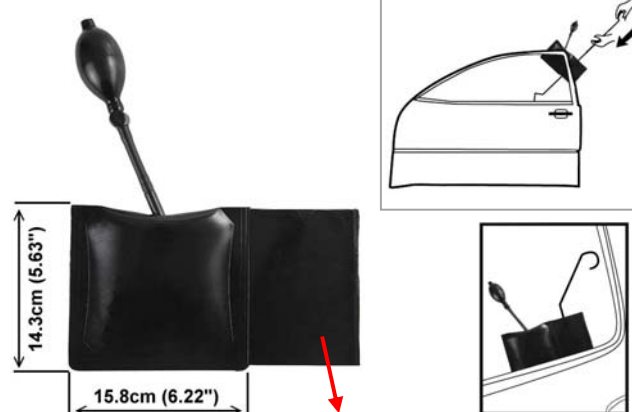
1. Insert the deflated Air Wedge between the door and the weather-stripping, the car door furthest from the hinges.
2. Squeeze the pump to inflate the Air Wedge creating a gap between the door and the weather stripping or window.
3. Insert a car-opening tool from the middle of Air Wedge and unlock the car.
4. Press the release valve to deflate.

Specification:

- Thickness(deflated): 2mm (0.08")
- Thickness(Max. inflated): 70mm (2.75")
- General Pressure: 98kgs (220lbs)
- Material: fortified Vinyl

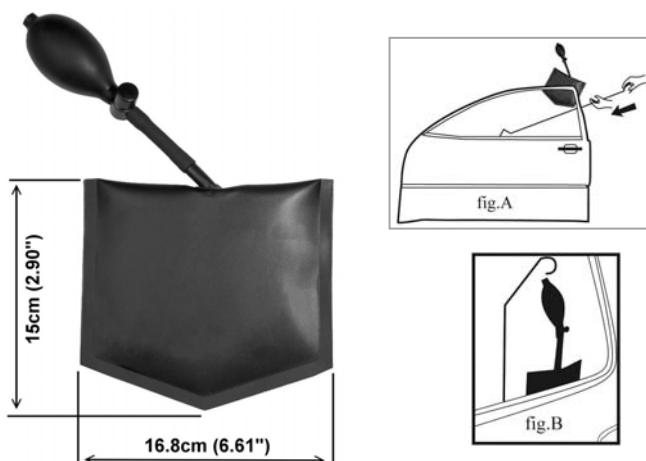


KA-2164A



KA-2164AS

Sleeve to protect car from scratch

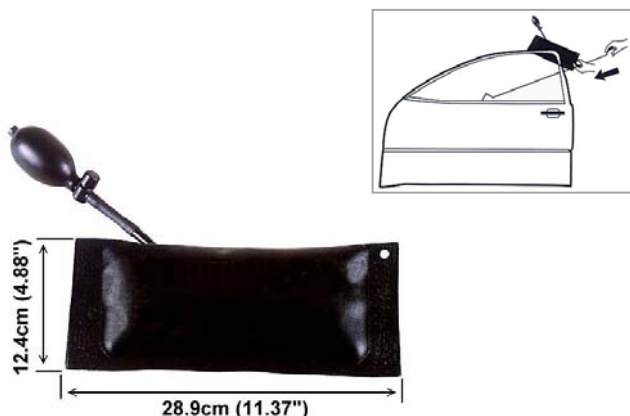


KA-2164C

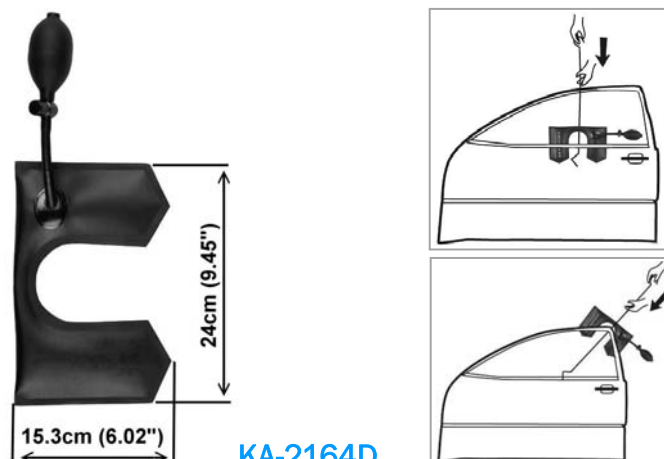


KA-2164CS

Sleeve to protect car from scratch



KA-2164B

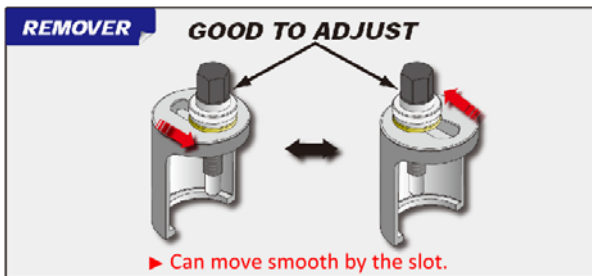


KA-2164D



KA-7266 5pcs Wiper Arm Puller Set

- Universal applications
- Provide 4 adjustable removers and one high versatility puller fits nearly all difficult wiper arm removing works.
- For deep and narrow space, the **"limited space killer"** puller is absolutely recommended.



How to use remover



1. Remove the plastic cover



2. Choose spanner and release the nut



3. Choose a suitable size remover from this set




4. Hook the remove and seize the target. Adjust the spindle height and distance. The slot helps position work well.



5. Screw the spindle with hand or 12mm spanner, then release the target easily.



6. Remove the wiper arm, work done



How to use the puller



1. Remove the plastic cover



2. Choose spanner and release the nut



3. Screw out the small nut on top; install one leg first and adjust tool



4. Install second leg and adjust two legs to seize well



5. Screw the spindle clockwise with 12mm spanner



6. Release the target and remove the wiper arm easily.



KA-5198 Windscreen Washer Nozzle Adjusting Tool

- Ideal for adjusting the fan nozzle of the screen washing.
- Four slotted, angled profile
- For Opel Insignia, Astra(J)...etc



Four slotted good for adjust windsreen nozzle



KA-6047 3 In 1 Auto Windshield Cleaning Tool

- Scraper: w/ Plastic razor blade
- Slide needle: cleaning windshield washer nozzle holes.
- Wiper clean: cleaning rain-brush with 2pcs of sandpaper.



KA-WA100A Wiperenu

- Keeps your car's windshield in like-new condition.
- Safe and easy to use 2 step process.
- Works on every types of windshield wiper blade.
- Stops streaking, jumping renews blades in minutes.

Operation:




Step 1:
Wet your windshield wiper blades or Wiperenu before use.



Step 2:
Flip up your windshield wipers to expose blades and slide "STEP 1" abrasive strip against the blade, moving back and forth at least 3 times.



Step 3:
Repeat same process as above using "STEP 2" abrasive strip.



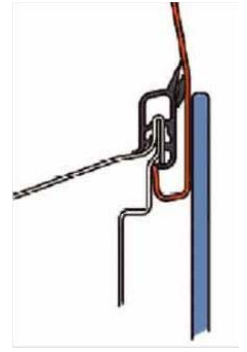
BEFORE
The worn wiper causes streaking.



AFTER
After using wiperenu on both blades, your wipers will function almost like new



KA-2915 Door Weather Strip Molding Remover



KA-5199 Window Belt Molding Remover

- Quickly removes all window belt moldings.
- Slide the tool downward between the window exterior and the door.
(The channel side of the tool should face the door.)
- When the tool channel is below the belt molding, push or pull the tool upward.
- The tool quickly removes the belt molding without damage to the window or the molding.



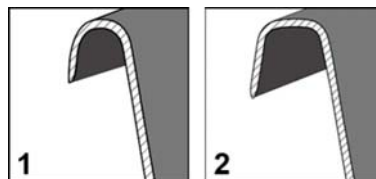
KA-8400 Universal Channel-Type Mouldings Installation Tool

- Handy and time-saving tool for installing the underside mouldings.
- Nylon roller for pushing against the mouldings.
- A see-through acrylic plate to work and install the moulding properly.



KA-5380 Window Belt Molding Remover

- Quickly removes all window belt moldings without damage to the window or the molding.



KA-5455 Belt-Molding Removal Tool

- Removes Window Belt Molding, foreign and domestic.
- Over length: 10"
- Material: S45C
- Operation:
 1. Insert tool between glass and door
 2. Engage molding clips with tool blade
 3. Pull up to release each clip and remove molding.



KA-6025K PinchWeld Rubber Seal Trimming Set



A Versatile Tool set makes Trimming the Rubber /Seal found in pinch weld around the car body or windshield or door panel.

The narrow profile provides better clearance and reduce damage the paint, when using these blades up against the raised section on vehicle roof panels, A-Pillars and trims/fittings.

Content: 3 Winged blades (1/2", 3/4" and 1"), one 1-9/16" wide prep blade, 1- handle and 1-hex screwdriver.



KA-5458 Window Belt Molding Removal Tool

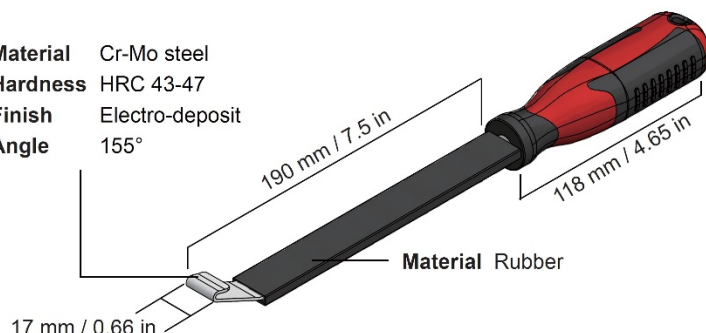
Features:

- Slim body helps access to tight spaces. (Fig. 1)
- Head with a special angle allows tool insert into belt moldings easily.
- Sloping edge on head grips inner linings firmly and helps pry on moldings.
- Rubber covered body prevents scratches on door paints or windows. (Fig. 2)
- Durable tool body does not break easily.
- Works on belt moldings with and without clips.
- Large handle provides comfortable grip.



Specification:

Material Cr-Mo steel
Hardness HRC 43-47
Finish Electro-deposit
Angle 155°



Instruction:

1. Apply some water mixed with detergent to reduce frictions between the rubber on the tool and belt molding rubber.
2. Lower the window completely.
3. Remove any clips or other fasteners.
4. Insert the tool into the gap on the window belt molding. (Fig. 3)
5. Lift the tool (Fig. 4) at several points on the window belt molding, and then the molding can be removed by hand.




KA-9058 Auto Glass Installation Tool with 2 Interchangeable Levers

- Easy removal of Ornamental ledges, Door Covering, Windscreen rubber...etc
- Nylon Lever doesn't cause any damage when used on glass, paintwork and door covers.
- Multi-Functional Lever, use as scraper or pry tool ...etc

Feature:

- Use rounded End for tucking or removing the molding, prepping PU...etc
- Use the Chisel end to remove PU and pinch weld seal or part as a scraper.



Two Type of Lever included:

Item No. KA-9058-1

Item No. KA-9058-2

