

Tape Edge Folding Dispenser for Car Painging Jobs



Kingtool Co., Ltd/Tien Chien Enterprise Co., Ltd
E-mail: info@autotool.com.tw
www.autotool.com.tw

KING™ TOOL Tape Edge Folding Dispenser P1

Every Car Paintwork Technician Must Have This Tool!

Item No.: KA-4588

Patent: Taiwan

Masking Tape Edge Blending Folding Dispenser

-Multi-Sizes:14mm/15mm/18mm/28mm/30mm Masking Tapes

Features:

- ☆ One tool for 14mm/18mm/28mm/30mm Masking Tapes
- ☆ Gives Perfect Spray Transition
- ☆ Simple and Easy to Use
- ☆ Easy Maneuver
- ☆ Compact, Fit in your hands!
- ☆ Effective, Time and Labor Saver
- ☆ Eco-friendly

Folded Edge



**Folded Edge
of Masking Tape**

Surface



Feathered/Soft Edge Paint


Note: This drawing shows the feathered paint. Please follow user's manual to hold the spray gun in correct angles. Kingtool E-mail: info@autotool.com.tw, www.autotool.com.tw

KING™ TOOL Tape Edge Folding Dispenser P2

Contents

Patent: Taiwan

Part No.	A	B	C
Description	Cutter	Cap	Ring for tape core dia. ≥32mm
Picture			
Part No.	D	E	F
Description	Pad 12mm(H) x 65mm(OD) Pad 15mm(H) x 65mm(OD) Pad	Washer *4 pcs OD 40mm ID 25mm	Bearing*2 pcs OD 40mm ID 25mm
Picture			



Unit: mm

- Folds the edge in 2mm, 3mm, 4mm of Your Choice by folding a crease, thread through the opening and simply pull!
- Delivering uniform and constant size of folding edge all the way from ground zero till ends, no matter how far or shot you pull.
- The folded tape can follow curves or in circle nicely!!
- The Folded tapes can be used on door, bonnet, fuel tank, hood and even in folds..etc

Kingtool Co., Ltd/Tien Chien Enterprise Co., Ltd

E-mail: info@autotool.com.tw

www.autotool.com.tw


KING™ TOOL Tape Edge Folding Dispenser P3



With this KA-4588 Tape Edge Folder Dispenser, the tape edge is **afloat** slightly off the surface, and let the spray of paint to **scatter and distribute** along the tape line and gives the edge a **smooth, feathered, blending, invisible transition** results between sprayed and non-sprayed parts. **No more** sharp hard tape lines. Therefore, **No further sanding** action is required.

With other regular masking tapes (without folded edges), the paint spray always build up on the edge of the tape creating a raised ridge or stair step bumps of paint build-ups after the pain dried.

When the regular tape is removed, there leaves a line of dried paint equal to tape thickness. The line is rough and sharp edge that required to be painstakingly sanded to smoothen the edge. It cost time and money.



[Patent: Taiwan](#)

KING™ TOOL Tape Edge Folding Dispenser P4

* How To Assemble * (Demo with 18mm(Width) Tape)



Folding 2mm



Folding 2mm

For using tape width > 18mm, or fold in 3mm, 4mm, please refer to part list on Page 5-8 with parts required.

Lay 12mm



Lay 12mm



Lay washer(s)



Lay washer(s)



Lay a bearing



Lay a bearing



Lay a tape & cap over



Insert a ring in the core



Hold the tool and Pull



Cap & Hold the tool to Pull


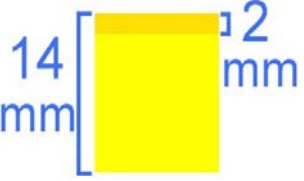




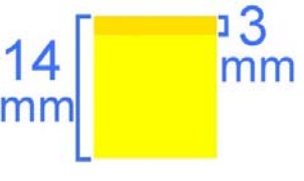




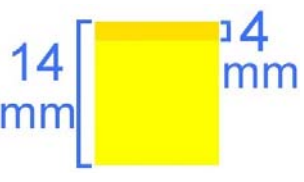






POINT

Fold a crease before pull the tape through the folding groove



KING™ TOOL Tape Edge Folding Dispenser P5

Folded Edge	Tools For Dia. 25mm Tape	Accessories		
14mm Tape	(A) Cutter (B) Ring 	(D) Pad	(F) Washer	(G) Bearing
Fold 2mm 	(A) Cutter (B) Cap 	12mm Pad 	Washer *2 	Bearing*1 
Fold 3mm 	(A) Cutter (B) Cap 	12mm Pad 	Washer *3 	Bearing*1 
Fold 4mm 	(A) Cutter (B) Cap 	12mm Pad 	Washer *4 	Bearing*1 


*** For Tape Core diameter > 32mm: Use (A)Cutter+(B)Cap+(C)Ring**

A Dia.32mm
Tape Roll

Tools needed:
A+B+C+D+E+F












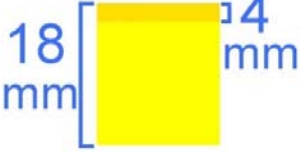



Put the (C) Ring
within the Core

Cap it with (B) and
pull the tape!



Patent: Taiwan

KING™ TOOL Tape Edge Folding Dispenser P6

Folded Edge	Tools	Accessories		
	For Dia. 25mm Tape			
18mm Tape	(A) Cutter (B) Cap 	(D) Pad	(F) Washer	(G) Bearing
Fold 2mm 	(A) Cutter (B) Cap 	12mm Pad 	Washer *1 	Bearing*1 
Fold 3mm 	(A) Cutter (B) Cap 	12mm Pad 	Washer *2 	Bearing*1 
Fold 4mm 	(A) Cutter (B) Cap 	12mm Pad 	Washer *3 	Bearing*1 

***For Tape Core diameter > 32mm: Use (A)Cutter+(B)Cap+(C)Ring**

A Dia.32mm
Tape Roll














Tools needed:
A+B+C+D+E+F

Put the (C) Ring
within the Core

Cap it with (B) and
pull the tape!



KING™ TOOL Tape Edge Folding Dispenser P7


Folded Edge	Tools For Dia. 25mm Tape	Accessories		
28mm Tape	(A) Cutter (B) Ring 	(D) Pad	(F) Washer	(G) Bearing
Fold 2mm 	(A) Cutter (B) Cap 	Not Required	Washer *2 	Bearing*1 
Fold 3mm 	(A) Cutter (B) Cap 	Not Required	Washer *3 	Bearing*1 
Fold 4mm 	(A) Cutter (B) Cap 	Not Required	Washer *4 	Bearing*1 

*** For Tape Core diameter > 32mm: Use (A)Cutter+(B)Cap+(C)Ring**

A Dia.32mm
Tape Roll

Tools needed:
A+B+C+E+F

Put the (C) Ring
Cap it with (B) and
pull the tape!



KING™ TOOL Tape Edge Folding Dispenser P8

Folded Edge	Tools For Dia. 25mm Tape	Accessories		
30 mm Tape	(A) Cutter (B) Ring 	(D) Pad	(F) Washer	(G) Bearing
Fold 2mm 	 (B) Cap 	Not Required	Not Required	Bearing*1 
Fold 3mm 	 (B) Cap 	Not Required	Washer *1 	Bearing*1 
Fold 4mm 	 (B) Cap 	Not Required	Washer *2 	Bearing*1 

***For Tape Core diameter > 32mm: Use (A)Cutter+(B)Cap+(C)Ring**

A Dia.32mm
Tape Roll

Tools needed:
A+B+C+E+F

Put the (C) Ring
within the Core

Cap it with (B) and
pull the tape!

